

Online Semester End Examination


(From home using Desktop/Laptop/Tablet/Mobile Phone)

Detailed Subject wise time table with instructions




B.Sc. Microbiology - Semester -IV

Course Code	Course Title	Date	Time
16ULCEN04	Advanced English Language -II	18-06-2020	11:30 AM to 01:30 PM
16UMBDA07	Biostatistics and Bioinformatics	19-06-2020	11:30 AM to 01:30 PM
16UMBCC12	Bacterial Metabolism	20-06-2020	11:30 AM to 01:30 PM
16UMBCC13	Analytical Techniques	22-06-2020	11:30 AM to 01:30 PM
16UMBCC14	Industrial Microbiology	23-06-2020	11:30 AM to 01:30 PM

Instructions:

- ❖ URL (Link) for the exam: <https://exam.atmiya.ac.in>
- ❖ **Check Login:** Students have to verify/ensure their **exam login** before **TWO** days of commencement of the examination using respective **Enrolment Number as user ID**. **Password** will be provided by SMS on your mobile number (as per College record), **TWO** days before the commencement of examination i.e. **16/06/2020**.
- ❖ **In case of non-receipt of password or any technical issue/query seek assistance from CoE office on 9099076153, 9099076166, 9925022399.**
- ❖ Students have to make sure about the internet connectivity at their end so that examination can be given smoothly as per the time table.
- ❖ **The online subject wise examination will remain activated only during the exam dates & time as mentioned above. Out of turn examination is not possible in any case.**
- ❖ During exam if login is lost than student has to re-login using the same password; the exam session will continue from where it was ended.
- ❖ Students have to select course (subject/paper) examination by clicking  button of that particular course (subject/paper) to start/begin the examination.
- ❖ Once the answer of the question is saved by the student; the same can't be edited.
- ❖ Student has to compulsorily select any one answer from the choices given.
- ❖ There is no negative marking for wrong answer.
- ❖ Result of the course (subject/paper) will be displayed immediately after the completion/submission of the course (subject/paper) examination.
- ❖ Students have to **Logout** from the software after the completion/submission of the subject/paper examination.

❖ **Functions of some important Buttons:**

Button	Functions
	To start/begin examination of particular course (paper/subject)
	To save answer of the MCQ & to go to next question
	To save your last answer & submit particular course (paper/subject) examination & to get the result of the course (subject) attended.
Logout	To Logout from the software

-sd-
Deputy CoE

-sd-
CoE

-sd-
Principal