


શ્રી એમ. એન્ડ એન. વિરાણી સાયન્સ કોલેજ (ઓટોનોમસ), રાજકોટ

ડીઝાસ્ટર મેનેજમેન્ટ ટ્રેનિંગ

Fire Extinguisher Usage – Laboratory Assistant



Venue : Play Ground (West Corner)

Date : 08/02/2019

Time : 11.30 am onwards

Shri Manibhai Virani and Smt. Navalben Virani Science College (Autonomous), Rajkot

Affiliated to Saurashtra University



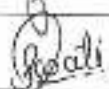
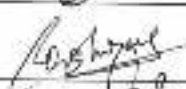
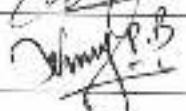
Yogidham Gurukul

Workshop on HPLC (Operation & Calibration)

5th Dec. 2021 _ Time - 9:00 am onward

Resource Person - Shri Sandip Patel

Attendance Sheet

Sr.No.	Name of Faculty	Signature
1	Dr. K. D. Lodva	
2	Dr. Nilkanth Faldar	
3	Ms. Swati C. Daki	
4	Mr. Vishwanaj V. Devmubatri	
5	Dr. P. B. Nataraj	
6		
7		
8		
9		
10		


05/12/21
(Mr. Sandip Patel.)


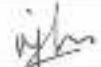
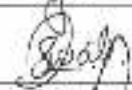

Atmiya University
Yogidham Gurukul , Rajkot

Hands-on HPLC training (Operation & Calibration)

4th Dec. 2021 _ Time - 9:00 am onward

Resource Person - Shri Mukesh Singh

Attendance Sheet

Sr.No.	Name of Faculty	Signature
1	Dr. K. D. Ladva	
2	Dr. Nilkanth Paldu	
3	Ms. Swati C. Dahi	
4	Dr. P. B. Naraya	
5		
6		
7		
8		
9		
10		

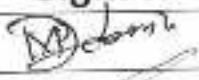



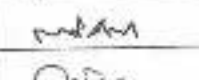



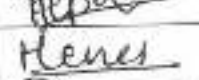
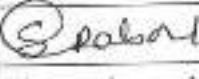
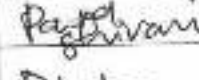
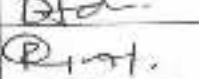

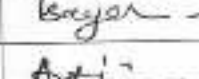
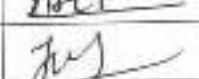





श्री अम. अे-ड अेन. विराणी सायन्स कोलेज (ओटोनोमस), राजकोट

डीआस्टर मेनेजमेन्ट ट्रेनिंग

Fire Extinguisher Usage – Laboratory Assistant

Venue : Play Ground (West Corner), Date : 08/02/2019


Time : 11.30 am onwards

SN	Name	Department	Signature
1	M.P. Dobariya.	chemistry	
2	Vijal Maybhude	IC	
3	Gyanur maybhude	chemistry	
4	Chirag maybhude	Chemistry	
5	अरुण डे मराठे	chemistry	
6	Narin Patsona	Biochem	
7	Miralini Khekhariyer	Biochem.	
8	Suparna Dedhuria	Biochem	
9	Pavani K. Pandey	chem	
10	Jayna Mendapara	Micro	
11	Alpa Mendapara	Micro	
12	Padadiya Heena	BT	
13	Rabara Sharmangi	Micro	
14	Patel shivani	Micro	
15	Dobariya Ankita	Micro	
16	Bhut Priyanka	Micro	
17	Gomasia Tejas	BT	
18	Tenaiya Sagar	Micro	
19	Umagariya Arti	BT	
20	Vimbhishin Jalpa	Biology	

શ્રી એમ. એન્ડ એન. વિરાણી સાયન્સ કોલેજ (ઓટોનોમસ), રાજકોટ

ડીઝાસ્ટર મેનેજમેન્ટ ટ્રેનિંગ

Fire Extinguisher Usage – Supporting Staff (Class – IV)



Venue : Play Ground (West Corner)

Date : 08/02/2019

Time : 11.30 am onwards



Staff Development Program
(Teaching, Non-Teaching & Ph.D. Scholar)

Instrumentation Workshop - Operation & Calibration

Jointly Organized by

Atmiya University, Shri M. & N. Virani Science College and Shree Siddhivinayak Enterprise

Date: 3rd & 4th December-2021 | Time: 10:00 am to 5:00 pm

Dr. Shivani M. Patel
Head, Department of
Microbiology & Biotechnology,
Atmiya University, Rajkot

Dr. Kartik D. Ladva
Principal, Shri Manibhai Virani
and Smt. Navalben Virani
Science College, Rajkot

Shri Vijay Trivedi
Chief Executive Officer,
Shree Siddhivinayak Enterprise
& Synergy Services,
Ahmedabad

Trainers:

- Medica Equitron & Labtop Instruments – Shri Kalpesh Bhalerao
- Weighing Balances, Moisture Analyzers Ohaus – Shri Jobin Lukose
- Spectrophotometer – Jasco – Shri Mukesh Singh
- Neuation Centrifuges & Hot Plate and all miscellaneous instruments – Shri Dhruv Patni
- Maxis Microscopes – Shri Deepak Yadav
- Overall Calibration Expert – Shri Taral Patel

श्री अम. अेन्ड अेन. विराणी सायन्स कोलेज (ओटोनोमस), राजकोट

डीआस्टर मेनेजमेन्ट ट्रेनिंग

Fire Extinguisher Usage – Supporting Staff (Class – IV)

Venue : Play Ground (West Corner), Date : 08/02/2019

Time : 11.30 am onwards

SN	Name	Department	Signature
01	राधिका मेहता	Biochem	[Signature]
02	अमिताभ सिंह	माइक्रो	HIREN
3	राधिका शर्मा	माइक्रो	AT Rishi
4	अनुपम शर्मा	रसायन	अनुपम
5	विभव परमार	IC	[Signature]
6	विभव चन्द्रकन्त	IC	C. B. Chandra
7	अमिताभ शर्मा	इमेरजी	[Signature]
8	पारिजात शर्मा	Maths	[Signature]
9	लायला शर्मा	लायला शर्मा	लायला शर्मा
10	पुष्पा शर्मा	माइक्रो	पुष्पा शर्मा
11	विभव परमार	इमेरजी	परमार
12	पारिजात शर्मा	इमेरजी	पारिजात शर्मा
13	आर. सुधीर जी	जी.टी	[Signature]
14	परमेश्वर शर्मा	जी.टी	[Signature]
15	वसुधा शर्मा	जी.टी	[Signature]
16	एन. शर्मा	माइक्रो	एन. शर्मा
17	मोहनीया शर्मा	लायला शर्मा	मोहनीया शर्मा
18	पुष्पा शर्मा	इमेरजी	[Signature]
19	गोस्वामी शर्मा	लायला शर्मा	गोस्वामी शर्मा
20	विभव शर्मा	इमेरजी	[Signature]
21	पारिजात शर्मा	इमेरजी	Par



Staff Development Program – 2021-22

Instrumentation Workshop - Operation & Maintenance

PORTABLE STACK GAS ANALYZER



Date: 21st December 2021

Time: 11:00 AM to 05:00 PM

Model & Make

**Kane-975 Portable Stack Gas
Analyzer**

Venue:

**Environmental Audit and Consultancy
Cell,
Ground Floor, Room No. 16**

Resource Person: Shri Nisarg Kapadia, Director, PIE Corporation, Surat, Guj.

TRAINING MODULES:

- **Instrument Operation**
 - Introduction
 - Working Principle
 - Instrumentation
 - Applications
- **Standard Operating Procedure**
 - Commissioning
 - Emission Monitoring
 - Calibration
- **Evaluation**
 - MCQ & Objective Test

Organized by

**Environmental Audit and Consultancy Cell
Shri Manibhai & Smt. Navalben Virani Science College (A), Rajkot**



Sarvodaya Kelavani Samaj managed

**Shri Manibhai Virani and Smt. Navalben
Virani Science College (Autonomous), Rajkot**

Hands-on Training Workshop – Handloom & Handicraft

Support - Training cum Production Center Garvi Gurjari (GSHHDCL-GoG)

Date: 12th March 2022 | Time: 12:00 to 5:00 pm | Venue: Center Square Plaza, MNVSC

List of Participants

SN	Name of the Student	Program	Mobile No
1.	Aayushi Virji Bhai Gosara	B.Sc. Microbiology	9537416351
2.	Aghera Hemanshi Jaysukhbhai	B.Sc. Microbiology	9875103220
3.	Anandi Dharamshibhai Hinsu	B.Sc. Biochemistry	6353882915
4.	Ardesna Bharvi Hiteshbhai	B.Sc. Microbiology	8866550680
5.	Army Ramanikbhai Nagapara	B.Sc. Biochemistry	9979658659
6.	Ayushi Bapodra	B.Sc. Biochemistry	9712977978
7.	Ayushi Dilipbhai Parmar	B.Sc. Microbiology	7802059149
8.	Bhumika Hareshbhai Tank	B.Sc. Microbiology	8320745815
9.	Boda Bansi Bharatbhai	B.Sc. Biochemistry	8866158438
10.	Devika Rajeshbhai Patel	B.Sc. Microbiology	9313195513
11.	Dhruvi Prakash Chauhan	B.Sc. Biochemistry	8401404923
12.	Disha Pranjivanbhai Kavar	B.Sc. Biochemistry	9313155977
13.	Ditsa Hiteshkumar Sadavrati	B.Sc. Chemistry	9033553665
14.	Divya	B.Sc. Chemistry	7623873307
15.	Divyesh Bhanajibhai Vala	B.Sc. Mathematics	8320431227
16.	Ekta Shyambhai Sachdev	B.Sc. Mathematics	9879971923
17.	Gajera Harshil R.	B.Sc. Biochemistry	9328979730
18.	Gayatri Bhatt	B.Sc. Microbiology	7984624814
19.	Ghoricha Mitali Bharatbhai	B.Sc. Biochemistry	6354513294
20.	Gohil Hemanshi Tulshibhai	B.Sc. Microbiology	9054185624
21.	Grey Pravin Bhai Dobariya	B.Sc. Microbiology	7016651896
22.	Hariyali Maganbhai Kiyada	B.Sc. Microbiology	8511052923
23.	Havan Lalitbhai Monpara	B.Sc. Chemistry	8128316890
24. –	Hemanshi Goswami	B.Sc. Mathematics	9624763033
25.	Hirva Rasikbhai Dandur	B.Sc. Microbiology	7016472606
26.	Isha Jayeshbhai Sorathiya	B.Sc. Mathematics	8238744155
27.	Jeel Atulbhai Padariya	B.Sc. Biochemistry	9099776342
28.	Jensi Bhalodiya Rajeshbhai	B.Sc. Microbiology	9106113753
29.	Jensi Pankajbhai Dobariya	B.Sc. Microbiology	8866997253
30.	Kachadiya Tanvi Mukeshbhai	B.Sc. Microbiology	6352630748
31.	Kanjia Drashti Rajeshbhai	B.Sc. Microbiology	8799271114
32.	Kavar Rajeshree Dharamshibhai	B.Sc. Biochemistry	9016637081
33.	Khanpara Sahil Jitendra Bhai	B.Sc. Microbiology	8849989485
34.	Khushal Dilipbhai Devmurari	B.Sc. Biochemistry	9638127116
35.	Khushi Kanjibhai Miyatra	B.Sc. Microbiology	7863895396
36.	Khushiba Gajubha Rathod	B.Sc. Biochemistry	9106293055

SN	Name of the Student	Program	Mobile No
37.	Kyana Manishbhai Gadhiya	B.Sc. Chemistry	9426671741
38.	Lakhani Vrushti Ketanbhai	B.Sc. Biochemistry	8320917169
39.	Masti Kamleshbhai Pachani	B.Sc. Biochemistry	9313226055
40.	Meera Hiteshbhai Kanani	B.Sc. Biochemistry	8758014662
41.	Nakum Vishal Jeshabhai	B.Sc. Biochemistry	6353368948
42.	Nidhiben Ashokkumar Bhatt	B.Sc. Biochemistry	9099019806
43.	Nimisha Anilbhai Maheta	B.Sc. Microbiology	8980330307
44.	Parth Bipinbhai Kaila	B.Sc. Biochemistry	6354316701
45.	Prince Rajnikant Adroja	B.Sc. Biochemistry	9726981958
46.	Priyanshi Hirenbhai Vadoliya	B.Sc. Microbiology	9409315648
47.	Radhika Rameshbhai Dangariya	B.Sc. Microbiology	9377414900
48.	Raj Jayantibhai Dobariya	B.Sc. Chemistry	9313593743
49.	Rajpara Sanjna Jigneshbhai	B.Sc. Microbiology	9313115166
50.	Rathod Neha	B.Sc. Mathematics	8460668457
51.	Riya Piyushbhai Kalola	B.Sc. Biochemistry	9265741055
52.	Shivangiba Vijaysinh Jadeja	B.Sc. Mathematics	6354976886
53.	Sujal Anilbhai Kacha	B.Sc. Chemistry	8140429972
54.	Sunil Dhanjibhai Rojasara	B.Sc. Biochemistry	9313599213
55.	Swati Jayeshkumar Kapuriya	B.Sc. Microbiology	8320885669
56.	Umesha Kishorbhai Bhakhar	B.Sc. Microbiology	6352916950
57.	Undhad Utsav Bhikhubhai	B.Sc. Microbiology	8780641643
58.	Vala Divyesh Bhanajibhai	B.Sc. Mathematics	8320431227
59.	Vanagara Bhavy Gunavtbhai	B.Sc. Chemistry	8487007237
60.	Viken Pranjivanbhai Kaila	B.Sc. Biochemistry	6353654244
61.	Vrushti Harehbhai Pansuriya	B.Sc. Chemistry	9173001732
62.	Yash Bhavesh Bhai Thaker	B.Sc. Biochemistry	9033291529
63.	Yashti Prakashbhai Vadi	B.Sc. Microbiology	9313204533
64.	Yatri Mukesh Bhai Mehta	B.Sc. Biochemistry	9106020132
65.	Zalak Piyushbhai Trangadiya	B.Sc. Biochemistry	9428891174



Grade 'A' by NAAC



ज्ञान-विज्ञान विमुक्तये



Grade 'A' by NAAC

Faculty Enrichment Program

Jointly Organized by:

**Shree Manibhai Virani & Smt. Navalben Virani Science College (Autonomous), Rajkot
and
UGC: Human Resource Development Centre, Saurashtra University, Rajkot**

SCHEDULE

Date: 28/11/2017

S.N.	Time	Topic	Expert
1.	11:30 AM to 12:30 PM	Patent Filing Procedures in India	Dr. Ashish Kothari, Head & Asso. Prof., EC Dept., AITS, Rajkot
2.	12:30 PM to 01:30 PM	Specifics of Communication	Mr. Nimit Ganatra, Department of CS, M & N Virani Science College, Rajkot
3.	01:30 PM to 02:30 PM	Lunch Break	
4.	02:30 PM to 03:30 PM	Common Slipups of English Language	Dr. A. B. Joshi, AITS, Rajkot
5.	03:30 PM to 04:00 PM	Tea Break	
6.	04:00 PM to 05:00 PM	Jeevan Vidya (An Introduction)	Mr. Rakesh Oza, Asst. Prof., EC Dept., AITS, Rajkot



स्वच्छ भारत मिशन अंतर्गत



प्रगत गुरुहरि प.पू. हरिप्रसादस्वामीजी महाराजनी प्रेरणा अने आशीर्वादधी

आत्मीय युवा महोत्सव ना उपक्रमे...

आत्मीय स्वच्छता अभियान



योगी डिवार्डन सोसायटी (हरीधाम-सोभडा) द्वारा राजकोट महानगरपालिकांना सहयोगधी आत्मीय युनिवर्सिटी

तारीख: १५ डिसेम्बर २०१९, रविवारना, सवारे ८:०० थी १२:३० दरम्यान सडाई जुंभेश नीचे जलावेल विस्तारमां आयोजित करेल छे.

नं.	सडाई करवा माटेनो इट	संख्या	कोओर्डिनेटर नाम	कोओर्डिनेटर मो. नं.	रीमार्क
१.	आत्मीय युनिवर्सिटी थी KKV चोक	११०	श्री धर्मेश सगपरीया	९९२४८८५१४०	Biochemistry-60 सन्संगी, NSS, NCC, Sports Volunteers-50
			डो. सम्यकभेन	९९७९८८६७७०	
			डो. श्रवाणभेन	९९९९०७६९९८	
२.	KKV चोक थी कोटेया चोक	१६०	श्री भावेश मोदीया	९९२५०७८८२४	Computer (CS&IT)-100 सन्संगी, NSS, NCC, Sports Volunteers-60
			श्री द्विव्येश गोडेव	९७९४५८०००७	
			श्री ज्ञानेश लीरपरा	९९९९०९२४५४	
३.	कोटेया चोक थी ईन्दीरा सर्कल	२३०	श्री राकेश सवानी	९९९९०९१४४५	Engineering (MBA-MCA)-180 सन्संगी, NSS, NCC, Sports Volunteers-50
			श्री हेमंत सोनकुसारे	९९९९०७६९९६	
			डो. ओम तेरैया	९९९९०७६९३४	
४.	आत्मीय युनिवर्सिटी थी मोटा मवा स्मशान	३३६	श्री गौतम डोबरिया	९९७९८७९४५३	Micro.-Biotechnology-186 सन्संगी, NSS, NCC, Sports Volunteers-150
			श्री जे. डी. पटेल	९९२५७९४३९३	

			ડો. ડી. જે. કનેરિયા	૯૮૨૫૩૪૨૪૯૦		
૫.	નીલ દા. ઢાબા થી ફોરેન્સિક લેબ	૨૦૦	શ્રી કૃતાર્થ જીવરાજની	૯૦૯૯૦૧૯૧૨૦	Chemistry-CS&IT-150	સન્સંગી, NSS, NCC, Sports Volunteers-50
			ડો. પી. બી. નારીયા	૯૮૯૮૦૮૧૭૭૯		
			ડો. સતીશ તાળા	૮૧૪૧૬૬૮૯૬૧		
૬.	પ્રેમ મંદિર થી યુનિવર્સિટી ગેટ	૨૯૫	શ્રી ચેતન રાઠોડ	૯૦૯૯૦૧૬૧૮૪	Biotechnology-245	સન્સંગી, NSS, NCC, Sports Volunteers-50
			ડો. અનિલ પટેલ	૯૯૦૯૯૬૧૧૫૯		
			ડો. સનાથબેન	૯૮૨૫૩૯૪૦૩૭		
૭.	જે. કે. ચોક થી યુનિવર્સિટી ગેટ	૪૦૬	શ્રી કિશન પરસોડા	૯૦૯૯૨૬૯૯૩૧	Biotechnology-156 CS&IT-100	સન્સંગી, NSS, NCC, Sports Volunteers-150
			શ્રી જીતેન્દ્ર ટીમરાઈ	૯૨૨૮૮૧૯૨૬		
			શ્રી પ્રકાશ ગુજરાતી	૯૬૦૧૦૨૬૩૭૭		
૮.	કીડની હોસ્પિટલ થી શિલ્પન ઓનિક્સ	૧૬૦	શ્રી જનક માડ્ડ	૯૭૧૪૭૧૭૯૮૯	Diploma-Pharmacy-100 Mathematics-100	સન્સંગી, NSS, NCC, Sports Volunteers-60
			શ્રી ધર્મેશ ભાલોડીયા			
			શ્રી જીગર રત્નોતર	૯૦૯૯૦૭૬૧૩૯		
૯.	ઈન્દીરા સર્કલ થી યુનિવર્સિટી ગેટ	૨૫૦	શ્રી વિમલ લાલકીયા	૯૯૨૫૧૪૫૫૩૦	Industrial Chemistry-100 BBA-100	સન્સંગી, NSS, NCC, Sports Volunteers-150
			શ્રી રવિ ટાંક	૯૮૨૫૧૧૪૦૧૫		
			ડો. જે. એન. ઝાલાવાડીયા	૯૯૨૫૩૬૨૬૧૩		
૧૦.	જ્યોતિનગર ચોક થી શાક માર્કેટ	૧૧૦	શ્રી યોગેશ પાનેલીયા	૯૯૦૯૬૫૫૦૫૫	Stay Well Group-110	
			શ્રી ભરત પાનેલીયા	૯૮૨૫૪૯૭૫૮૨		
			શ્રી કિશન ગોધાન	૭૪૦૫૫૩૫૮૦૭		
	ટોટલ	૨૨૫૭				

ACTIVITY REPORT

Hands-on Training Workshop – Handloom & Handicraft

Aim : To spread awareness and sensitization of youth about the art & Handicraft of Gujarat-India

Date : 12th March 2022 **Time :** 12:00 to 5:30 pm

Venue : Square Plaza, Virani Science College Building

Supporting Institute: Garvi Gurjari-Gujarat State Handloom & Handicrafts Development Corporation Ltd

Co-Ordinator: Mrs. Khushboo Mehta, Assistant Professor, Biochemistry Department.

Participants: Undergraduate students from art, craft and photography hobby club
Laboratory Assistants and Faculty members

Registration Fees : N.A.

Number of Participants:

Participants	Number	Department
Students	55	Biochemistry, Chemistry, Microbiology, Mathematics
Laboratory Assistants and Faculty members	15	

Details of Resource Person :

Name	Designation&Details
Mr. S. H. Khara	Officer, Garvi Gurjari-Gujarat State Handloom & Handicrafts Development Corporation Ltd
Mr. Fayaz Husen Khatri	Printing Artist, Bhuj- Kutch National Award Winner 2002
Ms. Taniya Fayaz Khatri	Printing Artist, Bhuj- Kutch

Summary of Activity:

- a) Opening Ceremony: Prayer was offered by students. Guests and Principal Sir enlighten the lamp.
- b) Welcome and Occasional invocation speech was given by Dr. K. D. Ladva-Principal

- c) Occasional invocation speech and Introduction of Gurvi Gurjari was given by Shri Shyam H. Khara, officer, Garvi Gurjari-Gujarat State Handloom & Handicrafts Development Corporation Ltd.
- d) Mr. S. H. Khara gave introduction of raw materials and dyeing process.
- e) Mr. Fayaz Husen Khatri demonstrated dyeing process using wooden Pethapur block on cotton cloth.
- f) Participant wise block printing was performed under guidance of Mr. Fayaz Husen Khatri and Ms. Taniya Fayaz Khatri.
- g) Valedictory function and group photography
- h) Refreshment









Activity Report

Workshop on Basics of Cake Making

(For Students, Teachers and Non-teaching staff)

Organised by

Department of Biotechnology,

Shri M.& N. Virani Science College (autonomous), Rajkot

20th March 2021

Venue

**B.Sc. SY Lab
MNVSC, Rajkot**

Title of Activity	Workshop on Basics of Cake Making
Date	20 th March 2021
Venue	B.Sc. SY Lab, MNVSC, Rajkot
Activity Coordinators / Resource Persons	<p>Resource Persons: 1. Ms. Megha Ganatra (Cake Expert & renowned cook of Rajkot)</p> <p>Coordinator: 1. Dr. Mausami Das</p>
Total No. of Participants	20
Details of Participants	Non-teaching staff of BT and Micro and 13 students of BT and Micro

Activity Report:

Title: Workshop on Basics of Cake Making

Date: 20th March 2021

Venue: B.Sc. SY Lab, MNVSC, Rajkot

Activity Coordinators / Resource Persons: Resource Person:

- **Ms. Megha Ganatra (Cake Expert & renowned cook of Rajkot)**

Coordinator:

- **Dr. Mausami Das**

Total No. of Participants: 20

Details of Participants: Non-teaching staff of Biotechnology and Microbiology departments, and 13 students from the Biotechnology and Microbiology departments.

Objective of the Workshop: The "Workshop on Basics of Cake Making" aimed to introduce participants to the fundamental concepts and techniques of cake making. Led by an experienced cake expert, the workshop aimed to provide hands-on experience and build a foundation in cake baking for both the non-teaching staff and students from the Biotechnology and Microbiology departments.

Highlights of the Workshop: The workshop spanned a single day and included a series of interactive sessions, practical demonstrations, and collaborative cake-making activities, offering participants a comprehensive introduction to the art of cake making.

Agenda:

1. **Introduction to Cake Making:** The workshop commenced with an overview of the basics of cake making, discussing essential ingredients, tools, and equipment commonly used in cake baking.
2. **Demonstration by Ms. Megha Ganatra:** The highlight of the workshop was a live cake-making demonstration by Ms. Megha Ganatra, a renowned cake expert from Rajkot. She shared her expertise, tips, and tricks for creating delicious and visually appealing cakes.
3. **Hands-on Practice:** Participants had the opportunity to practice cake making under the guidance of Ms. Megha Ganatra. They learned techniques for batter preparation, proper cake pan greasing, baking times, and cake decorating.
4. **Cake Decorating Techniques:** A significant portion of the workshop focused on cake decoration. Participants learned about various decorating techniques, including frosting, icing, and basic cake designs.
5. **Collaborative Cake Creation:** As a fun and practical exercise, participants worked in small groups to create their own cakes. This encouraged teamwork and creativity while putting their newfound skills to use.
6. **Tasting and Feedback:** The workshop concluded with a tasting session, allowing participants to sample the cakes created during the event. This provided an opportunity for participants to share feedback and exchange their experiences.
7. **Closing Remarks:** Dr. Mausami Das, the coordinator of the workshop, thanked the participants, the resource person, and everyone involved in making the workshop a success. She emphasized the importance of such workshops in enhancing practical skills and fostering a sense of community among participants.

Impact: The workshop on Basics of Cake Making had a positive impact on the participants. It not only equipped them with essential knowledge and skills in cake baking but also served as a platform for networking and camaraderie. Participants left the workshop with a newfound appreciation for the art of cake making and the confidence to continue experimenting and honing their skills in the future.

Conclusion: The Workshop on Basics of Cake Making was a successful and engaging event that achieved its objectives of introducing participants to the world of cake baking. Through interactive sessions, practical demonstrations, and hands-on practice, participants gained valuable insights and skills, creating a memorable and meaningful experience for all involved. The event highlighted the importance of practical workshops in enhancing skills and fostering a sense of enthusiasm and collaboration among participants.



Activity Report

Free Eye Checkup Camp

(For Students, Teachers and Non-teaching staff)

Organised by

**Department of Biotechnology,
Shri M.& N. Virani Science College (autonomous), Rajkot**

28th & 29th Sep 2018

Venue

**Yoga Hall
Opposite Step Auditorium
Atmiya University**

Title of Activity	Free Eye Checkup Camp
Date	28 th & 29 th Sep 2018
Venue	Yoga Hall Opposite Step Auditorium
Activity Coordinators / Resource Persons	<p>Resource Persons:</p> <ol style="list-style-type: none"> 1. Dr. Anurath Savaliya (Savaliya Eye Hospital, Rajkot) 2. Dr. Sheela (Savaliya Eye Hospital, Rajkot) 3. Dr. Shreyaba Rajput (Savaliya Eye Hospital, Rajkot) <p>Coordinator:</p> <ol style="list-style-type: none"> 1. Dr. Leena Ambasana 2. Miss Dimple Kachadia
Total No. of Participants	250
Details of Participants	Teaching Staff of BT and Micro, Non-teaching staff of BT and Micro and all students of BT and Micro

Activity Report:

Date: 28th & 29th September 2018

The Department of Biotechnology, in collaboration with Savaliya Eye Hospital, Rajkot, organized a successful Eye Check-Up Camp on the 28th and 29th of September 2018. The camp aimed to promote eye health awareness among the local community and provide access to quality eye care services. The camp was held at the premises of the department, and a diverse group of participants, including students, faculty, and members of the community, benefited from the camp.

Resource Persons:

The camp was graced by the expertise of three renowned ophthalmologists from Savaliya Eye Hospital, Rajkot:

Dr. Anurath Savaliya: A distinguished ophthalmologist with extensive experience in diagnosing and treating various eye conditions.

Dr. Sheela: A skilled eye specialist known for her compassionate care

and expertise in providing comprehensive eye health solutions.

Dr. Shreyaba Rajput: A dedicated ophthalmologist with a focus on using the latest advancements in eye care to improve the lives of her patients.

These resource persons brought their expertise to the camp, providing invaluable guidance, performing eye examinations, and offering personalized recommendations to each participant.

Camp Coordinators:

The success of the camp can be attributed to the diligent efforts of the camp coordinators:

Dr. Leena Ambasana: The lead coordinator for the event, Dr. Ambasana efficiently organized the camp, ensuring that all logistics were in place and that participants received the best possible care.

Miss Dimple Kachadia: An integral part of the organizing team, Miss Kachadia played a vital role in coordinating with participants, managing registrations, and ensuring the smooth flow of the camp.

Camp Highlights:

The eye check-up camp offered a range of services, including comprehensive eye examinations, vision tests, and consultations with the ophthalmologists. Participants had the opportunity to receive professional advice on eye health, early detection of eye diseases, and suitable corrective measures, if needed.

The camp's impact extended beyond the immediate services provided. It served as an excellent platform for raising awareness about the importance of regular eye check-ups and adopting healthy eye care habits. Educational materials were distributed, and participants were encouraged to share their newfound knowledge with friends and family.

Conclusion:

The Eye Check-Up Camp organized by the Department of Biotechnology, with the support of Savaliya Eye Hospital, was a resounding success. The

camp's participants benefited from the expertise of experienced ophthalmologists, and the event played a crucial role in promoting eye health within the community. The camp coordinators' dedication ensured the seamless execution of the event, leaving a positive impact on all involved. Such initiatives are vital in spreading awareness about eye health and providing accessible eye care services to the community.

The camp concluded at 5.00 pm of second day with vote of thanks by Dr. Shivani Patel.



Activity Report

Hands on Training on Paper Bag Making

(For Students, Teachers and Non-teaching staff)

Organised by

**Department of Biotechnology,
Shri M.& N. Virani Science College (autonomous), Rajkot**

3rd Oct 2018

Venue

**Virani Square
MNVSC, Rajkot**

Title of Activity	Hands on Training on Paper Bag Making
Date	3 rd October 2018
Venue	Virani Square, MNVSC, Rajkot
Activity Coordinators / Resource Persons	Resource Persons: 1. Mr. Sachin Dave, (Green Earth Bag Making, Rajkot) Coordinator: 1. Dr. Leena Ambasana 2. Miss Aarti Patel
Total No. of Participants	150
Details of Participants	Teaching Staff of BT and Micro, Non-teaching staff of BT and Micro and all students of BT and Micro

Activity Report:

Date: 3rd October 2018

The Department of Biotechnology at MNVSC, Rajkot, organized an enlightening and practical "Hands-on Training on Paper Bag Making" on October 3rd, 2018. The event aimed to promote eco-friendly practices and instill a sense of environmental responsibility among the department's academic community. With 250 enthusiastic participants from various segments of the department, including teaching staff, non-teaching staff, and students, the training session was a remarkable success.

Resource Person:

The training session was conducted by Mr. Sachin Dave, an expert in the field of eco-friendly bag making from Green Earth Bag Making, Rajkot. His extensive experience in sustainable alternatives to plastic bags and his commitment to environmental conservation made him the ideal resource person for this activity.

Coordinator:

The event was coordinated efficiently by two dedicated individuals:

- 1. Dr. Leena Ambasana:** The lead coordinator, Dr. Ambasana, played a pivotal role in organizing the training, ensuring all logistical aspects were in place, and managing the smooth flow of the event.
- 2. Miss Aarti Patel:** Another key member of the organizing team, Miss Patel, actively contributed to participant engagement, registration, and overall event coordination.

Participants:

The training saw the enthusiastic participation of various members of the department:

- 1. Teaching Staff of Biotechnology and Microbiology:** The dedicated educators of the department actively took part in the hands-on training, setting an excellent example for their students and colleagues.
- 2. Non-Teaching Staff of Biotechnology and Microbiology:** The support staff members, who play a significant role in the department's daily operations, participated with enthusiasm and a commitment to sustainable practices.
- 3. Students of Biotechnology and Microbiology:** The students, the driving force behind the department's academic pursuits, actively engaged in the training, showcasing their interest in environmentally friendly initiatives.

Activity Highlights:

The hands-on training covered the entire process of paper bag making, from material selection to design and assembly. Participants were given practical experience in crafting paper bags of different sizes and shapes, along with a focus on understanding the environmental impact of using such eco-friendly alternatives.

The training not only provided participants with valuable skills in paper bag making but also educated them about the harmful effects of plastic on the environment. This knowledge empowers the academic community to promote sustainable practices within the institution and beyond.

Conclusion:

The "Hands-on Training on Paper Bag Making" organized by the Department of Biotechnology at MNVSC, Rajkot, was a resounding success. With 250 participants from various segments of the department, the event effectively promoted eco-friendly practices and instilled a sense of environmental responsibility. The expertise of Mr. Sachin Dave and the dedication of the coordinating team, led by Dr. Leena Ambasana and Miss Aarti Patel, ensured the event's success. Such initiatives not only contribute to skill development but also create a positive impact on the environment and foster a culture of sustainability within the academic community.



Report on
Workshop on “Paper making”
(For Students, Teachers and Non-teaching staff)

Organised by
Department of Biotechnology,
Shri M.& N. Virani Science College (autonomous), Rajkot

15th Feb 2019

Venue

Virani Square
MNVSC, Rajkot

Title of Activity	Workshop on "Paper making"
Date	15 th Feb 2019
Venue	Virani Square, MNVSC, Rajkot
Activity Coordinators / Resource Persons	Resource Persons: 1. Mr. Dilipbhai Dobariya,, Surat Coordinator: 1. Dr. Leena Ambasana
Total No. of Participants	50
Details of Participants	Teaching Staff of BT and Micro, Non-teaching staff of BT and Micro and 17 internship students of B.Sc. BT Sem VI

Activity Report:

Date: 15th February 2019

The Department of Biotechnology at MNVSC, Rajkot, organized an insightful and hands-on Workshop on "Paper Making" on the 15th of February 2019. This workshop aimed to provide participants with a practical understanding of the paper-making process and its significance, while also promoting a creative and eco-friendly approach to resource utilization.

Resource Person:

The workshop featured a knowledgeable and experienced resource person:

1. Mr. Dilipbhai Dobariya, Surat: An expert in the field of paper making, Mr. Dobariya brought his expertise and enthusiasm to the workshop, ensuring participants gained valuable insights into the various aspects of the paper-making industry.

Workshop Coordinator:

The efficient coordination of the workshop was overseen by:

1. Dr. Leena Ambasana: Dr. Ambasana, the coordinator of the workshop, played a pivotal role in organizing the event, ensuring that all logistics were in place, and facilitating a smooth and engaging experience for the participants.

Total Number of Participants: 50

The workshop attracted a diverse group of 50 participants, representing different segments of the department's community, including:

- Teaching Staff of Biotechnology and Microbiology: The enthusiastic educators from the department actively participated in the workshop, enriching their knowledge base and gaining insights that can be incorporated into their teaching activities.
- Non-Teaching Staff of Biotechnology and Microbiology: The essential non-teaching staff members, who contribute significantly to the department's functioning, also attended the workshop, showcasing their commitment to continuous learning.
- Internship Students of B.Sc. BT Sem VI: Seventeen internship students from the B.Sc. Biotechnology Semester VI actively engaged in the workshop, broadening their horizons beyond the classroom and gaining practical exposure to paper-making techniques.

Workshop Highlights:

The workshop on "Paper Making" was a blend of theoretical concepts and practical demonstrations. Participants were introduced to the history of paper making, the raw materials involved, and the step-by-step process of producing paper. Mr. Dilipbhai Dobariya provided detailed explanations, shared industry insights, and demonstrated the hands-on aspects of paper

making.

The interactive nature of the workshop allowed participants to ask questions, seek clarifications, and actively participate in the practical demonstrations. This hands-on experience fostered a deeper understanding of the paper-making process and its applications.

Conclusion:

The Workshop on "Paper Making" organized by the Department of Biotechnology at MNVSC, Rajkot, successfully provided participants with valuable knowledge and practical skills related to paper making. The diverse participation of teaching staff, non-teaching staff, and internship students exemplified the department's commitment to continuous learning and skill development. The event not only enriched the participants' understanding of paper making but also promoted sustainable practices and creativity in resource utilization. Such initiatives contribute significantly to the holistic development of the academic community and reinforce the department's commitment to excellence in education and awareness.



Activity Report

**State Level Symposia: One day activities on Popularization of
Biotechnology**

(For Students, Teachers and Non-teaching staff)

Organised by

**Department of Biotechnology,
Shri M.& N. Virani Science College (autonomous), Rajkot**

5th Oct 2019

Venue

**Step Auditorium
Atmiya University, Rajkot**

Title of Activity	State Level Symposia: One day activities on Popularization of Biotechnology
Date	5th October 2019
Venue	Step Auditorium Atmiya University, Rajkot
Activity Coordinators / Resource Persons	Resource Persons: 1. Dr. Shashidharan (IISER, Pune) Coordinator: 2. Dr. Shivani Patel 3. Dr. Preetam Joshi
Total No. of Participants	650
Details of Participants	Teaching Staff of BT and Micro, Non-teaching staff of BT and Micro and all students of BT and Micro and school students of various schools of Rajkot

Activity Report:

Date: 3rd October 2018

Title: State Level Symposia: Popularization of Biotechnology

Date: **5th October 2019**

Venue: Step Auditorium, Atmiya University, Rajkot

Resource Persons:

- **Dr. Shashidharan (IISER, Pune)**

Coordinators:

- **Dr. Shivani Patel**
- **Dr. Preetam Joshi**

Total No. of Participants: 650

Details of Participants: Teaching staff of Biotechnology and Microbiology departments, Non-teaching staff of Biotechnology and Microbiology departments, all students of Biotechnology and Microbiology, and school students from various schools in Rajkot.

Objective of the Activity: The State Level Symposia on the Popularization of

Biotechnology aimed to create awareness and promote the understanding of biotechnology among different target groups, including educators, students, and the broader public. The symposium provided a platform for sharing knowledge, discussing advancements, and fostering a deeper appreciation for the field of biotechnology.

Highlights of the Activity: The one-day event featured a series of engaging sessions led by the renowned resource person, Dr. Shashidharan from IISER, Pune. The symposia included presentations, interactive discussions, and practical demonstrations, all designed to make biotechnology concepts accessible and interesting to a diverse audience.

Agenda:

1. **Inauguration:** The symposia began with an inaugural session where the importance of popularizing biotechnology was emphasized by the event coordinators and university officials.
2. **Keynote Address by Dr. Shashidharan:** The highlight of the event was the keynote address by Dr. Shashidharan, a distinguished expert in the field. His talk covered the latest advancements in biotechnology, its real-world applications, and the potential impact on various sectors, including healthcare, agriculture, and environmental conservation.
3. **Panel Discussions:** Interactive panel discussions involved both participants and resource persons. Topics ranged from ethical considerations in biotechnology to its role in addressing global challenges. This facilitated a deep exchange of ideas and diverse perspectives.
4. **Practical Demonstrations:** A hands-on session allowed participants to experience biotechnology techniques firsthand. This session was particularly beneficial for students, giving them a practical understanding of biotechnological processes.
5. **Student Presentations:** Students from the university and local schools showcased their research projects in biotechnology. This provided them with an opportunity to gain valuable feedback and recognition for their work.
6. **Q&A Sessions:** Throughout the event, participants had the chance to ask questions and clarify their doubts, making the symposia an interactive and

informative experience.

Closing Ceremony: The symposia concluded with a closing ceremony, where the event coordinators expressed their gratitude to the participants, resource person, and all those involved in making the event successful.

Impact: The State Level Symposia achieved its objectives of popularizing biotechnology, fostering knowledge exchange, and encouraging young minds to pursue studies and research in this field. Participants gained valuable insights into the applications and significance of biotechnology in various sectors. The event also provided a platform for networking and collaboration among educators, researchers, and students.

Conclusion: The State Level Symposia on the Popularization of Biotechnology was a successful one-day event that effectively brought together experts, educators, and students. It played a significant role in promoting biotechnology awareness and fostering a deeper understanding of its potential for positive change in our society. The event left a lasting impact on the participants, inspiring them to further explore the field of biotechnology.



Activity Report

Free Rog Nidan Camp

(For Students, Teachers and Non-teaching staff)

Organised by

**Department of Biotechnology,
Shri M.& N. Virani Science College (autonomous), Rajkot**

12th & 13th Oct 2018

Venue

**DMLT Lab
MNVSC, Rajkot**

Activity Report

Title of Activity	Free Rog Nidan Camp
Date	12 th & 13 th Oct 2018
Venue	DMLT Lab, MNVSC, Rajkot
Activity Coordinators / Resource Persons	Resource Persons: 1. Ms. Megi, Bolbala Trust Rajkot 2. Dr. Jitendra Kukadiya , Bolbala Trust Rajkot Coordinator: 1. Dr. Meenakshi Parmar
Total No. of Participants	200
Details of Participants	Teaching Staff of BT and Micro, Non-teaching staff of BT and Micro and all students of BT and Micro

Activity Report:

Date: 12th & 13th Oct 2018

The Department of Biotechnology, in association with Bolbala Trust Rajkot, organized a highly beneficial and successful "Free Rog Nidan Camp" on the 12th and 13th of October 2018. This camp aimed to provide healthcare services and medical consultations to the members of the department, including teaching staff, non-teaching staff, and students.

Resource Persons:

The camp was graced by the presence and expertise of two prominent resource persons from Bolbala Trust Rajkot:

1. Ms. Megi: Known for her compassionate approach to healthcare, Ms. Megi is an experienced professional with a deep commitment to improving the well-being of individuals.
2. Dr. Jitendra Kukadiya: A seasoned healthcare practitioner with extensive

Activity Report

knowledge in diagnosing and treating various ailments, Dr. Kukadiya brought valuable medical insights to the camp.

These resource persons played a pivotal role in conducting medical examinations, providing valuable healthcare advice, and ensuring that each participant received the necessary attention.

Activity Coordinators:

The successful execution of the camp was made possible through the dedicated efforts of the activity coordinators:

1. Dr. Meenakshi Parmar: Dr. Parmar, the lead coordinator of the camp, played a crucial role in planning and organizing the event. Her commitment to the well-being of the participants ensured a smooth and effective camp.

Total Number of Participants: 200

The "Free Rog Nidan Camp" witnessed active participation from a total of 200 individuals, including:

- Teaching Staff of the Department of Biotechnology and Microbiology
- Non-teaching Staff of the Department of Biotechnology and Microbiology
- Students of the Department of Biotechnology and Microbiology

Camp Highlights:

The camp offered a wide range of healthcare services, including medical examinations, consultations, and guidance on preventive measures. Participants had the opportunity to receive personalized healthcare advice, gain awareness about various health issues, and learn about effective disease prevention strategies.

Additionally, the camp fostered a sense of community and well-being within the department. The active participation of both staff and students emphasized the importance of health awareness and the collective responsibility to ensure a healthy environment.

Activity Report

Conclusion:

The "Free Rog Nidan Camp" organized by the Department of Biotechnology in collaboration with Bolbala Trust Rajkot was a resounding success. With the participation of teaching staff, non-teaching staff, and students, the camp showcased the collective commitment to health and well-being. The resource persons' expertise and the dedicated efforts of the coordinators ensured that the participants received the best possible healthcare services. Such events not only contribute to the overall health of the community but also create a sense of unity and awareness, which are invaluable for the growth and development of the department.



Activity Report

Title of Activity	Demonstrative Training on Sophisticated Instrument: Infrared Spectroscopy
Special Theme	Use of IR Spectroscopy in Analysing Biological Molecules
Activity Schedule	04:00 pm to 05:00 pm on 08/12/2021
Venue	CIF Lab, 1st Floor, Science Building, Shri M. & N. Virani Science College
Resource Persons	Dr.C.M.Pandit, Atmiya University, Rajkot
Activity Coordinator	Dr.P. B. Nariya / Dr. C. M. Pandit
Total No. of Participants	15 + faculties
Details of Participants	Students of M.Sc. Biotechnology, Semester IV, Atmiya University

Outcomes of the Activity:

- Students got exposure to working applications on IR Spectroscopy.
- Students got an idea on sample handling techniques in IR Spectroscopy.
- Students learned about how to prepare KBr Pallet.
- Students learned about sample preparation in IR Spectroscopy.
- Students learned about possible functional groups and IR values.

Activity Report



Activity Report

Attendance Sheet

Sr. No.	Name of Student	Class	Enrolment No.	Signature
1				
2				
3				
4				
5				
6				
7				
8				
9				
10				
11				
12				
13				
14				
15				
16				
17				
18				
19				
20				
21				
22				
23				

(Event Coordinator)

(Head of the Department)

Activity Report


Golden Jubilee Celebration of Shree M. & N. Virani Science College
(Autonomous) , Rajkot

1. Title of the Activity: Guest Lecture
2. Venue: Room NO. 106 VSC
3. Brief Description of the Activity: Dr. Mayur Shiyal, Head - Department of Chemistry, TN Rao College, Rajkot conducted a session on "Preparation for Competitive Examination in Chemical Science (NET/SLET/GATE)"
4. Activity Schedule: 2.00 pm to 3.30 pm on 02 November, 2018
5. Activity Coordinator: (Dr) C. M. Pandit
6. Activity Organizers: Department of Chemistry
7. Participants' Details: Total students 116 (M.Sc. Semester-I & III).
8. Outcome of the Activity:

Students received complete information about,

- Framework of NET/SLET/GATE Exams
- Preparation strategy & probable question types
- Short tricks and techniques to solve numerical type equations
- Answering strategy for least negative marking

9. Representative Photographs:



Activity Report

Golden Jubilee Celebration of Shree M. & N. Virani Science College
(Autonomous) , Rajkot

1. Title of the Activity: One Day Information Literacy Workshop

2. Venue: Session 1 -

3. Activity Schedule: Date - 08.02.2019,
Time - Session 1 - 11.30 to 2.00, Session 2 - 2.00 to 5.00

4. Brief Description of the Activity:

20 Ph.D. students of Department of Chemistry, Saurashtra University were trained under one day Information Literacy Workshop. The entire workshop was conducted in 2 sessions. Session 1 - 11.30 to 2.00 entitled "Chemical Information Literacy" was conducted by Dr. Anilkumar S. Patel, Dr. Pratik Ambasana, and Dr. Ravi Ranjan. Session 2 - 2.00 to 5.00 entitled "Computational Information Literacy" was conducted by Dr. Sheetal D. Tank, Head Librarian, Atmiya Group of Institutions, Rajkot

5. Activity Coordinators: Dr. K. D. Ladva, Dr. Pratik Ambasana

6. Activity Organizers: Department of Chemistry, Shree M. & N. Virani
Science College, Rajkot

7. Resource Persons:

Session 1 - Dr. Anilkumar S. Patel, Dr. Pratik Ambasana, Dr. Ravi Ranjan

Session 2 - Dr. Sheetal D. Tank

8. Participants' Details: 20 participants of Saurashtra University, PhD in Chemistry - Batch 2019

9. Representative Photographs:





Activity Report

**Golden Jubilee Celebration of Shree M. & N. Virani Science College
(Autonomous) , Rajkot**

- 1. Title of the Activity:** State level poster presentation on “Chemistry for Mankind”
- 2. Venue:** Shree M. & N. Virani Science College (Autonomous) , Rajkot
- 3. Brief Description of the Activity:** State level poster presentation on “Chemistry for Mankind”
- 4. Activity Schedule:** 10:30 am to 01:30 pm on 29/09/2018
- 5. Activity Coordinator:** Dr. Suresh Koradiya & Mr. Chintan Pandit
- 6. Activity Organizers:** Department of Chemistry
- 7. Participants' Details:** 247 Students of UG/PG (From different college, Rajkot Region)
- 8. Outcome of the Activity:**
 - Students got exposure to current trends in chemistry.
 - Students got an idea on the presentation skills.
 - Students interacted with company professionals.
 - Students got immediate feedback from other academicians.
 - Students had developed effective communication skills.

9. Photographs:





Activity Report

**Golden Jubilee Celebration of Shree M. & N. Virani Science College
(Autonomous) , Rajkot**

1. **Title of the Activity:** "Chemical Science Book Exhibition"
2. **Venue:** Lab No. 14, Ground floor, Shree M. & N. Virani Science College
(Autonomous) , Rajkot
3. **Brief Description of the Activity:** Awareness of chemical science books available in our library for students and faculties.
4. **Activity Schedule:** 08:00 am to 10:30 am on 29/09/2018
5. **Activity Coordinator:** Ms. Birva D. Kagarana
6. **Activity Organizers:** Department of Chemistry and VSC-Library
7. **Participants' Details:** Students and faculties of the Shree M. & N. Virani Science college.
8. **Outcome of the Activity:**
 - Students got exposure about various books of chemical science available in our library.
 - Also they came to know about the collection of book in various field like, organic, inorganic, natural, analytical, drug discovery, medicinal etc..

9. Photographs:







Activity Report

Golden Jubilee Celebration of Shree M. & N. Virani Science College
(Autonomous) , Rajkot

1. **Title of the Activity:** " Science Popularization Activity"
2. **Venue:** Lab No. 8 & 9, Ground floor, Shree M. & N. Virani Science College
(Autonomous) , Rajkot
3. **Brief Description of the Activity:** Demonstration of basic Chemistry practical
4. **Activity Schedule:** 10:30 am to 02:30 pm on 12/10/2018
5. **Activity Coordinator:** Dr. Devendra Kaneriya
6. **Activity Organizers:** Department of Chemistry
7. **Participants' Details:** 12th Science Students Total-64 students

Shakti School, Rajkot - 40 students, Lotus School Padadhari - 24 students
8. **Outcome of the Activity:**
 - Students got exposure about chemistry basic practical's.
 - Promotional and popularization about chemical Science

9. Photographs:





Shree M. & N. Virani Science College, (Autonomous) , Rajkot

Report on

"Health awareness program-Diet and Yoga"

for faculty and students

Organized by

Chemistry Department,

Date– 6thOct. 2021

Coordinator –Dr. Archana Cholera

Expert speaker-Dr.Purvi Mehta

(Recently working at Aura Nutricare (Healthcare Solution)Rajkot

Glimpses of the Event



AURA NUTRICARE
HEALTHCARE SOLUTIONS

Naturopath Practitioner
Nutritional Dietician
Pranic Healer
Counselor
Yoga Trainer

POORVI MEHTA

**Diet and
Yoga Mudra**
with
Dr. Purvi Mehta

A composite image featuring a plate of fresh fruit (pear, apples, oranges) in the foreground and a blurred image of a person in a yoga pose in the background.

ATMIYA UNIVERSITY
GLOBAL IYF Centre
GLOBAL IYF Centre
AURA NUTRICARE







Shot on OnePlus
Powered by Quad Camera



Shot on OnePlus
Powered by Quad Camera



Shot on OnePlus
Powered by Quad Camera

Shree M. & N. Virani Science college

Report on Expert Talk

Organized by Department of Chemistry

Subject: Armed Forces Flag Day

Date: 13/12/2021

Students: B.Sc Chemistry

No Of students: 62

Co-coordinator: Lt.Dr.Suresh B Koradiya

Expert speaker: Company Havaldar Major Sikandar singh





Shree M.& N. Virani Science College(Autonomous) Rajkot

Department of Chemistry

Organized

Workshop for

Non teaching and supporting staff on

Chemical Hazards and Safety

RESOUCER PERSON: Dr. Archana Cholera

No of participants:10

DATE: 03/09/2022 Time: 10:00 AM -12:00 PM

Importance of this workshop:

Before using any chemical, even if it is something that you have worked with at home or in other situations, it is important to understand what the hazards may be and how to work with it safely.

In order to assess the hazards of a particular chemical, both the physical and health hazards of the chemical must be considered. Generally, more information is available about physical hazards than health hazards. An overview of basic toxicology and physical hazards follows.

Before using any chemical, the container label and SDS or other appropriate sources should be reviewed to determine what conditions of use may pose a hazard. Accidents with hazardous chemicals can happen quickly and may be quite severe. The key to prevention of these accidents is awareness.

Physical Hazards of Chemicals

The physical hazards of a chemical include its flammability and reactivity. Flammability is the tendency of a chemical to burn. The flashpoint, auto ignition temperature and flammable limits of the material may be found in the SDS, and are helpful in assessing the potential for a fire hazard under specified conditions. Reactivity is the potential of the material to explode or react violently with air, water or other substances upon contact.

Health Hazards of Chemicals

The actual health risk of a chemical depends on the toxicity and the actual exposure. No matter how toxic the material may be, there is little risk involved unless it enters the body. An assessment of the chemical's toxicity and the possible routes of entry will help determine what protective measures should be taken.

Routes of Entry

Skin and Eye Contact

The absorption of a chemical through intact skin is influenced by the health of the skin and the properties of the chemical. Skin that is dry or cracked or has lacerations offers less resistance.

Wear gloves and other protective clothing to minimize skin exposure. See Personal Protective Equipment for more information. Symptoms of skin exposure include dry, whitened skin, redness and swelling, rashes or blisters, and itching.

Eyes that have been in contact with chemicals should be rinsed immediately with water continuously, for at least 15 minutes. Contact lenses should be removed while rinsing—do not delay rinsing to remove the lenses—seconds count. Medical attention is necessary if symptoms persist.

Inhalation

The lungs are the most common route of entry for gases, vapors and particles. Such materials may harm tissue in the lungs or enter into the bloodstream.

Symptoms of over-exposure may include headaches, increased mucus production, and eye, nose and throat irritation. Narcotic effects, including confusion, dizziness, drowsiness, or collapse, may result from exposure to some substances, including many common hydrocarbon solvents. In the event of exposure, close containers, open windows or otherwise increase ventilation, and move to fresh air. If symptoms persist, seek medical attention.

Ingestion

The gastrointestinal tract is another possible route of entry for toxic substances. Although it is unlikely that anyone would accidentally eat a chemical, exposure may occur as a result of eating or drinking contaminated food or beverages or touching the mouth with contaminated hands. The possibility of exposure by this route may be reduced by not eating, drinking, smoking, or storing food in the areas where chemicals are used or stored and by washing hands thoroughly after working with chemicals, even when gloves are worn.

Injection

If accidental injection has occurred, wash the area with soap and water and seek medical attention, if necessary. Cautious use of any sharp object is always critical.

Health Hazards of Chemical Exposure

The affects of a chemical exposure to a person will vary; depending on the actual amount of the chemical to which a person was exposed and how hazardous the chemical actually is.

Toxic Effects of Chemicals

Certain chemicals may affect a target organ. For example, lead primarily affects the brain, kidney and red blood cells and some solvents may harm the liver and kidneys.

For example, the acute effect of drinking alcohol is becoming drunk, while the chronic effect from drinking alcohol over a long period of time is cirrhosis of the liver.

Susceptibility of Individuals

Some people may be more or less sensitive to specific chemicals, depending on several factors including eating habits, physical condition, obesity, medical conditions, drinking and smoking, and pregnancy.

Over a period of time, regular exposure to some substances can lead to the development of an allergic rash, breathing difficulty, or other reactions. Examples of sensitizers include epoxy resins, nickel salts, isocyanates and formaldehyde.





Shree M. & N. Virani Science College(Autonomous)

Department of Chemistry

Organized

Faculty Development Program

(Teaching, Non Teaching and Ph.D. Scholar)

Instrumental training

Venue: New Physical Lab, VSC Building

Date: 07/01/22

Time: 10.00 am to 1.00 pm

coordinator: Dr. Pankaj Nariya





list of participant

Sr. No.	Name	Designation	sign
1.	Dr. Archana Cholera	Asst. Professor	
2.	Dr. Satish Tala	Asst. Professor	
3.	Dr. suresh Koradia	Asst. Professor	
4.	Dr. Maulik Raja	Asst. Professor	
5.	Dr. Devendra Kaneriya	Asst. Professor	
6.	Mr. Yogesh Dudhagara	Asst. Professor	
7.	Ms. Neha K. Baku	Ph.D. Scholar	
8.	Mr. Jay Jadeja	Ph.D. Scholar	
9.	Mr. Jayraj Jatiya	Ph.D. Scholar	
10.	Mr. Amit Khakhariya	Ph.D. Scholar	
11.	Mr. Gaurav Marthak	Lab Assistant	
12.	Ms. Mayuri Gohel	Lab Assistant	
13.	Mr. Chirag Maradia	Lab assistant	
14.	Mrs. Parul Pandya	Lab assistant	
15.	Mr. Deep Makadiya	Ph.D. Scholar	
16.	Ms. Nivruti Chauhan	Ph.D. Scholar	
17.	Mr. Deep Mandir	Ph.D. Scholar	

Shree M. & N. Virani Science College (Autonomous) Rajkot,

Department of Chemistry

Organized

Faculty Development Program

(Teaching, Non-Teaching and Ph.D. Scholar)

Pilot plant training

No of participants:13

Venue: IC lab, VSC Building

Date: 4th February 2020,

Time: 10.00 am to 1.00 pm



List of Participants:

Sr. No.	Name	Designation
1.	Dr. Archana Cholera	Asst. Professor
2.	Mr. Yogesh Dudhagara	Asst. Professor
3.	Ms. Neha K. Baku	Asst. Professor
4.	Mr. Jay Jadeja	Ph.D. Scholar
5.	Mr. Jayraj Jatiya	Ph.D. Scholar
6.	Mr. Amit Khakhariya	Ph.D. Scholar
7.	Mr. Gaurav Marthak	Lab Assistant
8.	Ms. Mayuri Gohel	Lab Assistant
9.	Mr. Chirag Maradia	Lab assistant
10.	Mrs. Parul Pandya	Lab assistant
11.	Ms. Swati Daki	Ph.D. Scholar
12.	Ms. Nivruti Chauhan	Ph.D. Scholar
13.	Mr. Deep Mandir	Ph.D. Scholar

Report on

Women Faculty Development Program" Health"

Organized by

Chemistry Department

Shree M.& N. Virani Science College(Autonomous), Rajkot

On Women's day

Date– 8thMarch 2022

Coordinator –Dr. Archana Cholera

Expert speaker-Dr.Purvi Aghera

(Well-known Gynecologist "Aghera Hospital" Rajkot

Participants- 27 faculties and 250 girls

Glimpses of the Event









॥ स्वागतम् ॥



Shri Manibhai Virani & Smt. Navalben
VIRANI SCIENCE COLLEGE

An Autonomous College Affiliated to Saurashtra University, Rajkot

WELCOMES



Shree M.& N. Virani Science College(Autonomous) Rajkot

Department of Chemistry

Organized

Workshop on

FIRE SAFETY TRAINING

(For the Teaching, Non-Teaching)

of Department of Chemistry and Industrial chemistry)

RESOUCE PERSON: Dr. BHAVIN DHADUK

Date: 24/12/2022 Time: 10:00 AM-1:00 PM

OUTCOMES:

1. Teach prevention by recognizing fire hazards

Prevention is the first step in fire safety. Train employees how to not only identify fire risks in the workplace but also respond to them.

- **Electrical equipment:** There are many causes of electrical fires, and almost all of them are easily preventable. Frayed or faulty wiring, overloaded outlets or power strips, and space heaters are all common culprits. Catch problems before they become threats through regular inspections of devices and wiring.
- **Flammable liquids or gasses:** Flammable materials are present in work environments ranging from construction sites to hospitals to kitchens. Thus, employees should know how to properly handle and store them.
- **Kitchen equipment:** Data from the U.S. Fire Administration indicates that ts or defects, and do not allow them to be unattended for long periods of time.
- **Combustible materials:** Combustibles present a risk for both sparking and prolonging a fire. Certainly, chemicals and metals in industrial settings present hazards. But even excess dust or loose papers can have the potential to start an office fire.
- **Smoking:** An improperly discarded cigarette butt can smolder for several hours before starting a flame. Allowing employees to smoke in unattended areas or use plastic containers or plants as ashtrays increases the risk of fire from cigarette butts. Of course, smoking areas must also be well away from flammables or combustibles. Instruct employees to discard cigarettes into a metal container filled with water.

2. Train employees on fire response

The first decision anyone will need to make is whether to fight or flee. If a small fire starts in a toaster oven and a portable fire extinguisher is nearby, it's probably safe to unplug the toaster, put the fire out, and then assess the situation. Conversely, if an electrical fire starts at an outlet and spreads into the walls, everyone should evacuate immediately and wait for the fire department to arrive.

Help your employees make the right call by teaching them how to understand what they're dealing with. Focus your training programs on the following information:

- Types of **flammable and combustible materials** present in the workplace
- Which **classes of fires** are most likely to occur
- When and how to use **fire extinguishing systems** and equipment
- How to **report a fire** using your company's emergency communications system
- **When to evacuate** rather than attempt to fight the fire
- **Communication protocols**, including procedures for responding to company-wide alerts and reporting their whereabouts after an evacuation

3. Develop comprehensive evacuation plans

If your employees have to evacuate due to a fire, they must understand exactly where to go and what to do. A robust plan includes far more than just emergency exits and a few maps on the wall.

Primary and secondary evacuation routes: In a perfect world, everyone could find their nearest emergency exit and reach it. A building that's on fire is hardly a perfect world, though. Evacuation plans need to include backup routes in case employees encounter smoke or fire on their primary route.

4. Perform regular fire drills

Practice makes perfect. It's impossible to completely simulate a fire—you don't want to set your sprinkler system off unless necessary. But conducting fire drill is a good way to make sure your whole organization understands your fire evacuation plan.

There are several components to a successful fire drill:

- **Rehearse various scenarios:** Telling everyone to use their primary exit route is a start, but it's not ideal preparation for an actual fire evacuation. To better simulate reality, introduce complicating factors. For example, say that specific hallways are inaccessible or that exiting to one side of the building is unsafe. And what happens if your fire warden Fire detection and safety equipment vary widely by workplace, but these are some of the common maintenance tasks:
- Have your **fire extinguishers** tested every few years and know when they need to be replaced—their lifespan depends on what type they are
- Test fire and smoke **alarm systems** periodically to ensure they're working correctly and that employees recognize them
- Verify that **emergency lights** and illuminated **exit signs** are functioning
- If any of your emergency systems depend on **batteries**, make sure they're periodically tested and maintained





Shree M.& N. Virani Science College(Autonomous) Rajkot

Department of Chemistry

Organized

Workshop on

GENERAL ASPECTS OF CHEMICAL SAFETY AND SECURITY IN LABORATORIES

For the Ph.D Scholars

RESOURCE PERSON: Dr. ARCHANA CHOLERA

Venue: Research lab

Date: 07/07/2022

Time: 9:00 AM-12 PM

IMPORTANCE::

Follow basic safety practices to minimize risk when working with hazardous chemicals. Pay attention to the health hazards and physical hazards of the materials you use.

Chemical Safety –

- Minimise the risk of ingesting hazardous substances or personal contamination by taking the following precautions:
 - No food, drink (including water) to be stored, prepared or consumed in the laboratory
 - Mouth pipetting is prohibited, use a pipette filler;
 - Never smell chemicals to identify them;
 - No smoking at any time in University buildings;
 - Wash your hands regularly especially after leaving the laboratory and before eating/drinking, smoking or applying cosmetics;
 - Remove your laboratory coat/other specialised protective clothing before leaving laboratory.

Special Risks

- Follow your Unit's hazard control plans for hazardous materials.

Storage safety:

Store chemicals in safety cabinets in their designated areas and remove only the amount needed for the current work process and no more.





Shree M. & N. Virani Science College (Autonomous) , Rajkot

**Department of Chemistry
organised**

FDP- “Hands – on HPLC training (Operation & Calibration)”

for the teaching, non teaching and research scholar

on: 04, December, 2021 - Sunday

Activity Report

Title of Activity

“Hands – on HPLC training (Operation & Calibration)”

Special Theme

Operation & Calibration

Activity Schedule

09:00 am to 05:00 pm on 04/12/2021

Venue

CIF Lab, 1st Floor, Science Building,
Shri M. & N. Virani Science College

Resource Persons

Shri Mukesh Singh, Agilent Technology

Activity Coordinator

Dr.P. B. Nariya

Total No. of Participants 15

Outcomes of the Activity:

- Faculty and Scholar got exposure to working applications of HPLC.
- Faculty and Scholar got an idea on sample handling techniques in HPLC.
- Faculty and Scholar got knowledge about Operation & Calibration.

Activity Report





Dr.P. B. Nariya

(Event Coordinator)

Dr.M.S.Vadodaria

(Head of the Department)

list of participants

Sr. No.	Name	Designation	sign
1.	Dr. Archana Cholera	Asst. Professor	
2.	Mr. Yogesh Dudhagara	Asst. Professor	
3.	Dr. Devendra Kaneriya	Asst. Professor	
4.	Ms. Neha K. Baku	Ph.D. Scholar	
5.	Mr. Jay Jadeja	Ph.D. Scholar	
6.	Mr. Jayraj Jatiya	Ph.D. Scholar	
7.	Mr. Amit Khakhariya	Ph.D. Scholar	
8.	Mr. Gaurav Marthak	Lab Assistant	
9.	Ms. Mayuri Gohel	Lab Assistant	
10.	Mr. Chirag Maradia	Lab assistant	
11.	Mrs. Parul Pandya	Lab assistant	
12.	Ms. Swati Daki	Ph.D. Scholar	
13.	Ms. Nivruti Chauhan	Ph.D. Scholar	
14.	Mr. Deep Mandir	Ph.D. Scholar	
15.	Mr. Jayraj Jatiya	Ph.D. Scholar	

Shree M.& N. Virani Science College (autonomous) Rajkot

Department of Chemistry

&

Karvey Therapeutics

Industry academia collaboration


FDP: Solvent recovery Process

(for faculty and Ph.D scholars)

Date: 23/8/2017

Time:10:00AM-1:00PM





<p>Advisory Board Dr. N. R. Shah Vice-Chancellor, GGU, Ahmedabad</p> <p>Dr. K. N. Patel SAL Institute of Pharmacy, Ahmedabad</p> <p>Dr. C. B. Shah L.M.C.P, Ahmedabad</p> <p>Dr. B. K. Jain MCO Science College, Ahmedabad</p> <p>Dr. Shikha Deshpande KRIPER, Gandhinagar</p> <p>Dr. Mila Baval Department of Pharmaceutical Sciences, Saurashtra University, Rajkot</p>	<p>Registration</p> <p>Participation is open to all individuals interested in Phyto-pharmacology, Pharmacognosy, Chemistry & Phytochemistry, Herbal Drugs Research, Herbal Cosmetics, Natural Product Science, Herbal Formulation, Herbal Drug Analysis & Ethnomedicine, etc. Those desiring to attend / participate in national workshop should fill online Google form available on Institute website.</p> <p>Registration Fee (Up to 18th April 2017) Delegates from Industry Rs. 500/- Delegates from Academics Rs. 400/- Research Scholars / PG students* Rs. 300/- Self Registration Rs. 600/-</p> <p>*Students are required to submit ID card or bonafide certificate from their respective institutions.</p>	 <p>Indian Council of Medical Research, New Delhi</p> <p>Sponsored National Workshop</p> <p>On "Advanced Instrumental Techniques in Herbal Drug Research"</p> <p>Date: 28th & 29th April 2017.</p> <p>Organized by: Atmiya Institute of Pharmacy (PCTE & PCI Approved, GU-Approved) www.aip.ac.in</p> <p>and Shree M. & N. Vastri Science College (Autonomous) Yogeshwar Gurukul, Kalsavad Road, Rajkot-360003 Gujarat, India www.mncs.ac.in</p>
<p>Organizing Committee:</p> <p>Chief Patron P. P. Tyagi Vaidbhawaniji, Hon. Secretary, Sarvodaya Kalyani Samaj Trust</p> <p>Patron Dr. J. N. Shah Director, Atmiya Group of Institutions</p> <p>Chief Coordinator Prof. (Dr.) Vinod Kumar Principal, Atmiya Institute of Pharmacy</p> <p>Coordinator Prof. (Dr.) K. D. Tadia Principal, Shree M. & N. Vastri Science College</p>	<p>The Registration Form along with Demand Draft / Cheque in favor of "Atmiya Institute of Pharmacy, jogeshwar Rajkot" may be sent to Mr. Kalyan Mehta, Co-coordinator, National Workshop on following address:</p> <p>Mr. Kalyan Mehta Co-Coordinator Atmiya Institute of Pharmacy *Yogeshwar Gurukul, Kalsavad Road, Rajkot-360003 Gujarat, India</p> <p>Email: kmehta@atmiya.ac.in, M: 9909058110</p>	

<p>Objectives & Scope:</p> <ul style="list-style-type: none"> To facilitate upgradation of knowledge and skill of the teachers employed in subject of Phytopharmacology, Pharmacognosy, Natural Products and Herbal Technology in various Pharmacy, Science colleges and Small and Medium Herbal Industries of country. To provide pooled training opportunities on Modern Instrumentation like GC-MS, HPLC & Atomic Absorption Spectroscopy (AAS) etc. for Teachers & Junior Scientists working in R&D of Herbal Drugs/Cosmetics/Natural Products. To develop new concepts, methodology and techniques in research paradigm in Herbal & Natural Products Research. To familiarize participants with Modern Instrumentation in Herbal Drug Research. <p>Course Content:</p> <ul style="list-style-type: none"> Supercritical Fluid Technology in Herbal & Natural Product Research. Herbal Drug Standardization using HPLC, GC-MS and AAS Current trends in phytochemistry of various Herbal Drugs. Pharmacological screening of Herbal Drugs. Development of Polyherbal Formulations. Combi-Flush system in isolation and characterization of Natural Products. 	<p>About the Venue:</p> <p>It is the vision of J. D. H. The proposed Society & realization of P. P. Tyagi Vaidbhawaniji, Sarvodaya Kalyani Samaj to impart the one education in almost all major facilities like Science, Pharmacy, Engineering and Management. The trust has created and strengthened infrastructural facilities to provide educational facilities from KG to PG. The Trust is also strong upon Human Value Education and arrange workshops on universal Human Values on regular basis for Students & Staff.</p> <p>About Atmiya Institute of Pharmacy:</p> <p>Atmiya Institute of Pharmacy was established in 2005 with the aim to provide quality education of degree and postgraduate level in pharmacy and to prepare youth to meet the challenges in the area of pharmaceutical research & development as well as marketing.</p> <p>The institute is always known for the usage of students by co-curricular and extra-curricular activities. For industrial visits & training, seminars, workshops, conferences, open lectures, communication skills, placements and many more. Institute is poised to face global challenges of pharmaceutical industries and education with the changed perspectives.</p> <p>It has modern and very well equipped laboratories in addition to the speakers and ICT enabled classrooms and seminar hall.</p> <p>The institutes house advanced instruments to facilitate the research work which include Shimadzu Spectrophotometer, Shimadzu HPLC, IR, Raman Spectrophotometer, IR Microscope, UV Spectrophotometer, Rotary Vacuum Evaporator, HPLC etc. The Institute also houses an Animal House and Herbal Garden with some medicinal plant species.</p>	<p>About Shree Mahatma Vira and Sen, Navarthen Vira and Science College (Autonomous):</p> <p>As one of the oldest colleges in the region, the College has internationalized since every part of learning, and over the process of the academic, patient, philanthropic, benevolent, a great representative of the state and rest of wisdom from different hotels by virtue of its antiquity, curriculum, doctrine and privileges. The College is also approved under Star College Scheme by MST-DRI. The College is recognized by UGC (under 2F) & DSI and has permanent affiliation to Saurashtra University, Rajkot.</p> <p>The College is Chartered-Aid, Autonomous College from A.Y. 2010-11 and Re-Accredited by NAAC 'A Grade' with CCIPIA-5.2B.</p> <p>The College is also approved under Star College scheme by MST-DRI. The College is recognized by UGC (under 2F & 12B) and permanent affiliated to Saurashtra University, Rajkot.</p> <p>Details of Graduate Research Personnel for Workshop:</p> <p>Prof. (Dr.) Y. K. Agrawal (Gujarat Forensic University, Gandhinagar)</p> <p>Prof. (Dr.) S. R. Mehta (NSU, Baroda)</p> <p>Dr. C. S. Godbole (Sriyoshi Pvt. Ltd, Mumbai)</p> <p>Prof. (Dr.) A. K. Saluja (ARCF, Vallabh Vidya Nagar)</p> <p>Prof. (Dr.) R. K. Patel (Ganpat University, Mehsana)</p> <p>Prof. Renuka Thaparwala (Kelkar Wase College, Mumbai)</p> <p>Dr. Sanjeev Acharya (R. K. Patel Pvt. Est. Estimators Pvt. Ltd, Valsad)</p>
--	---	---

Activity Report

**Golden Jubilee Celebration of Shree M. & N. Virani Science College
(Autonomous) , Rajkot**

- 1. Title of the Activity: Guest Lecture**
- 2. Venue: Room NO.313 VSC**
- 3. Brief Description of the Activity: Dr Anil Ambasana conducts the lecture
on "PERSONALITY DEVELOPMENT" .**
- 4. Activity Schedule: 12.00 pm to 1.30 pm on 29th sep. 2018**
- 5. Activity Coordinator: (Dr) A. Y. Cholera**
- 6. Activity Organizers: Department of Chemistry**
- 7. Participants' Details: Total students were 138.**
- 8. Outcome of the Activity:**
 - To Behave in smart and genuine way.**
 - To become aware how to create personality.**
 - How to influence other .**
 - To react according to the environment and situation.**
- 9. Representative Photographs:**

(Coordinators are requested to send filled activity form along with supportive documents of the activity like copy of invitation letter, felicitation letter, banner, brochure, certificate, etc.

Please feel free to add additional information based on the nature of the activity, if required.)

Shree M.& N. Virani Science College (autonomous) Rajkot

Department of Chemistry

Organized

FDP: Pilot plant training (for teaching & non teaching staff)

RESOURCE PERSON: Mr. YOGESSH DUDHAGRA

Venue: Pilot plant lab VSC building

Date: 7/9/2022


Time: 11:00 am -1:00 pm


Importance of this training:

It acts as a system for hazard identification before full-scale production takes place. A pilot plant allows you to collect actual data that can ensure smooth function of your full-scale production plant. It allows you to experiment with inputs, outputs, processing time etc. to streamline your process.

Working:

The Pilot Product is designed to yield true production units with the exception that the units are built under a controlled, but not proven process. Once the manufacturing process is verified (and possibly validated), then the Pilot units can be said to be true production units and therefore suitable for sale





Activity Report

Demonstrative Training of Sophisticated Analytical Instruments

organised by

Department of Chemistry,

Shri M.& N. Virani Science College (autonomous), Rajkot

11th October-2021- Monday

**Central Instrumentation Facility (CIF),
Virani Science Building, Rajkot**

Activity Report

Title of Activity	Demonstrative Training of Sophisticated Analytical Instruments
Date	11 October, 2021
Venue	Central Instrumentation Facility
Activity Coordinators / Resource Persons	Dr. Pankajkumar B. Nariya Dr. Satishkumar D. Tala Dr. Pratik A. Ambasana Dr. Chintan M. Pandit Dr. Anilkumar S. Patel Dr. Mahesh M. Savant
Total No. of Participants	65
Details of Participants	Students of M.Sc. Chemistry, Semester-I

Department of Chemistry, Faculty of Sciences, Atmiya University, Rajkot, organized a Demonstrative Training of Sophisticated Analytical Instruments on 11th October, 2021 - Monday.

The training was started with prayer at 10.00 AM, and brief introduction about the programme by Dr. P. B. Nariya. Technical sessions were conducted by Dr. P. A. Ambasana, Dr. A. S. Patel, and Dr. M. M. Savant about practical & theoretical background of all sophisticated instrumentation techniques. After the lunch break, students were allotted in small groups (8 to 10 participants) and were guided through demonstrative training of sophisticated analytical instruments including HPLC, GC-MS, MPAES, H-Cube mini (Hydrogenator), Parallel Synthesizer, IR Spectrophotometer, UV-Vis Spectrophotometer, Analytical Balances, Lyophilizer, etc.

The training concluded at 5.00 pm with vote of thanks by Dr. S. D. Tala.

Activity Report



Activity Report



Activity Report

Expert Session on Preparation of Research Project Proposal

**(Special Theme: SSIP POC Developmental Projects -
Chemical Sciences)**

Shri M.& N.Virani Science College(Autonomous),Rajkot

Organised by

**Department of Chemistry,
02 December, 2021 -Thursday**

**For the students of
M.Sc. Chemistry - Semester-IV**

Activity Report

Title of Activity	Expert Session on Preparation of Research Project Proposal
Special Theme	SSIP POC Developmental Projects - Chemical Sciences
Activity Schedule	12:30 pm to 02:30 pm on 02/12/2021
Venue	Classroom No. 302, 3rd Floor
Resource Persons	Dr. G. D. Acharya, Principal, AITS, Rajkot (Dr.) Pratik Kikani, Atmiya University, Rajkot
Activity Coordinator	Dr. Pratik A. Ambasana (SSIP Departmental Coordinator)
Total No. of Participants	23
Details of Participants	Students of M.Sc. Chemistry, Semester-IV

Outcomes of the Activity:

- Students got exposure to current trends in industry/market.
- Students got an idea on the presentation skills.
- Students learned about how identify a really challenging problem, and ways to generate its possible solutions.
- Students learned about possible funding agencies and their procedures to ask for research funding.
- Students got hands-on experience about preparation of funding proposal for SSIP Support

Activity Report



Activity Report

Attendance Sheet

Sr. No.	Name of Student	Class	Enrolment No.	Signature
1	Badani Dharmangi	M.Sc. (OC) Sem-III	200721006	
2	Sanjot Mahesh	M.Sc. (OC) Sem-III	200721092	
3	Kukadiya Ajay	M.Sc. (OC) Sem-III	200721058	
4	Bhatt Jignasha	M.Sc. (OC) Sem-III	200721013	
5	Lamba Jatin	M.Sc. (OC) Sem-III	200721060	
6	Harsh Kiritbhai Joshi	M.Sc. (OC) Sem-III	200721046	
7	Nirali Pravinbhai Chikani	M.Sc. (OC) Sem-III	200721017	
8	Neel Manojkumar Jasani	M.Sc. (OC) Sem-III	200721044	
9	Brinjal Girishbhai Ajudiya	M.Sc. (OC) Sem-III	200721001	
10	Neel Chhaniara	M.Sc. (OC) Sem-III	200721016	
11	Priyanka Bavadiya	M.Sc. (OC) Sem-III	200721008	
12	Pragati Bhimani	M.Sc. (OC) Sem-III	200721014	
13	Santosh Gambhava	M.Sc. (OC) Sem-III	200721032	
14	Viraj Viradiya	M.Sc. (OC) Sem-III	200721121	
15	Darshan Zalavadiya	M.Sc. (OC) Sem-III	200721124	
16	Hardik Bosamiya	M.Sc. (OC) Sem-III	200721015	
17	Patel Kinjal Mayurbhai	M.Sc. (OC) Sem-III	200721083	
18	Suvagiya Akshita M.	M.Sc. (OC) Sem-III	200721097	
19	Vala Dharmistha M.	M.Sc. (OC) Sem-III	200721111	
20	Pooja H. Rank	M.Sc. (OC) Sem-III	200721091	
21	Krishna H. Pandya	M.Sc. (AC) Sem-III	200721079	
22	Payal J. Satani	M.Sc. (AC) Sem-III	200721093	
23	Yagnesh J. Dhamecha	M.Sc. (AC) Sem-III	200721022	

(Event Coordinator)

(Head of the Department)



A National Level Workshop
on
“Operation & Maintenance of Opto Analytical Laboratory Equipments”
From 12th to 17th September 2022

Organized by
Shri Manibhai Virani & Smt. Navalben Virani Science College

in association with
Western Regional Instrumentation Centre, Mumbai
(A National Facility Centre of University Grants Commission, New Delhi)

and
Zeal-Tech Industries Pvt. Ltd., Mumbai



Objectives of the Workshop:

- ✓ To Acquire & develop skill for preventive maintenance and repairs of instruments.
- ✓ To train faculties & technicians for maintenance and operation of instruments.

Scope:

The program curriculum has been specifically designed for technical and scientific staff of science departments of all university colleges. This program aims at imparting skills in operation, maintenance and repairs of laboratory instruments commonly used in science laboratories.

Scientific Program:

- ✓ Introduction to the basic of electric and electronics equipment & components.
- ✓ Awareness and requirement of general repairs and maintenance of laboratory Instruments.
- ✓ Repairing of electrical instruments like, hot plate, heating mental, magnetic stirrer & water bath.
- ✓ Working, proper handling and repairing of temperature controlled oven, incubator, water bath etc.
- ✓ Working principle repairing, maintenance and calibration of pH meter, pH electrode, colorimeters, spectrophotometer & conductivity meter, operation, repairing and maintenance of optical Microscope & analytical balance.

Eligibility:

The Faculty/Technical staff working in University departments and colleges of Gujarat (Chemistry/ Life Sciences) with some instrument servicing experience.


Co-Chair & Course Convener

Dr. K. D. Ladva
Principal,
Shri M. & N. Virani Science College
(Autonomous), Rajkot
E-mail: principal@vsc.edu.in
Mobile: 9824803333



Course Coordinator

Sh. N. N. Rao
Technical Officer 1, WRIC
University of Mumbai
Vidhyanagari
Kalina, Santacruz(E)
Mumbai - 400098
Email: nrao@wric.mu.ac.in



Program Coordinator

Dr. Nilkanth Faldu
Professor, Dept. of Microbiology
Atmiya University,
Rajkot,



Co-Chair

Prof. Shivram Garje
Director, WRIC,
University of Mumbai,
Vidhyanagari,
Kalina, Santacruz (E)



WRIC Resource Persons

Mr. N. Nageshwara Rao
Mr. Sudhir kumar Bhagat
Mr. Devendra Mahadeo Gunde
Mr. Govind Devram Chitte
Ms. Minal Tamhankr
Ms. Sarita Thopte



Pre-Workshop on 1st to 3rd August 2022

**Mr. Quamuddin Shekh (Senior Service Engineer, Zeal Tech, Mumbai)
With Dr. K. D. Ladva (Principal, MNVSC, Rajkot) & Team**



Pre-Workshop Impact

Senior Service Engineer: **Mr. Quamuddin Shekh**, Zeal Tech, Mumbai

Junior Service Engineer: **Mr. Anas**

SN	Name of Instruments	No. of Faulty/ Nonworking Instruments	No. of Instruments Repaired	Non Repairable Instruments (Dead stock)
1	Conductivity Meter	04	03	01
2	pH Meter	13	06	07
3	Colori Meter	08	05	03
4	Potentiometer	05	03	02
5	Hot Plate Magnetic Stirrer	03	03	0
6	Digital Balance	02	01	01
7	Polarimeter	02	02	0
8	Mini Centrifuge	02	01	01
Total		39	24	15
Impact	Electronic & Electrical Parts used Rs. 9000/- Total Service charges saved: Rs. 81,000/-		Cost of total Instrument repaired of Approx. Rs. 72,000/-	

Sophisticated Instruments Repaired:

SN	Instruments	AMC Cost/ Impact in Rs.
1	UV Visible Spectrophotometers (Shimadzu)	1,00,000
2	UV Visible Spectrophotometers (Lab India)	25,000
3	CO ₂ Incubator (SMPS to be Replaced)	15,000
	Total Amount Saved	1,40,000

Total Financial Impact:

Head of Savings	Amount in Rs.
Service charges	81,000
Minor Instrument repaired	72,000
AMC	1,40,000
Total	2,93,000

Workshop Coordinators: (Dr.) Tejas Gorasiya , Dr. Prabhumay & Dr. K D Ladva

Executive Summary of the Workshop

Day-1: 12th September 2022

09:00 to 10:00	Registration and kit Distribution
10:00 to 11:00	Welcome speech by Dr. Hitarth Bhatt
	Garland to Thakorji and Prayer by Ms. Nidhi Gohel
	Inaugural Speech by Dr. K.D. Ladva (Principal, Shri Virani Sci. College)
11:00 to 11:30	Keynote lecture on “basic electronic components and introduction to Analytical Instruments” by Prof. Shivram Garje, Director, WRIC
11:30 to 12:00	Tea Break
11:30 to 01:00	Lab Session Demonstration
01:00 to 02:00	Lunch Break
02:00 to 03:30	Lab Session Hands-on experience
03:30 to 04:00	High Tea
04:00 to 05:00	Lab Session Hands-on experience continues...



Day-2: 13th September 2022

10:00 to 11:00	Lecture on pH Meter & Conductivity Meter
11:00 to 11:15	Tea break
11:15 to 01:00	Lab Session Demonstration
01:00 to 02:00	Lunch Break
02:00 to 03:30	Lab Session Hands-on experience
03:30 to 04:00	High Tea
04:00 to 05:00	Lab Session Hands-on experience continues...



Day-3: 14th September 2022

10:00 to 11:00	Lecture on Colorimeters & Spectrophotometers
11:00 to 11:15	Tea break
11:15 to 01:00	Lab Session Demonstration
01:00 to 02:00	Lunch Break
02:00 to 03:30	Lab Session Hands-on experience
03:30 to 04:00	High Tea
04:00 to 05:00	Lab Session Hands-on experience continues...



Day-4: 15th September 2022

10:00 to 11:00	Lecture on Electrical Instruments
11:00 to 11:15	Tea break
11:15 to 01:00	Lab Session Demonstration
01:00 to 02:00	Lunch Break
02:00 to 03:30	Lab Session Hands-on experience
03:30 to 04:00	High Tea
04:00 to 05:00	Lab Session Hands-on experience continues...



Day-5: 16th September 2022

10:00 to 11:00	Lecture on Microscopes
11:00 to 11:15	Tea break
11:15 to 01:00	Lab Session Demonstration
01:00 to 02:00	Lunch Break
02:00 to 03:30	Lab Session Hands-on experience
03:30 to 04:00	High Tea
04:00 to 05:00	Valedictory and Feedback Session
	Concluding Speech by Dr. K.D. Ladva (Principal, MNVSC)



Day-6: 17th September 2022

10:00 to 11:00	Lab session
11:00 to 11:15	Tea break
11:15 to 01:00	Lab Session Demonstration
01:00 to 02:00	Lunch Break
03:00 to 04:00	Group photograph and certificate Distribution



Impact of the Workshop

Name	MNVSC + AU								Om College Junagadh	Sau. Uni., Rajkot	Total
	Chem.	IC	BT	Micro. AU	Biochem.	Pharmacy	Physics	Micro. GiA			
Colorimeter	8				1						9
Microscope			8	19				25	6		58
pH Meter	5	1	1						3		10
Potentiometer	2										2
Hot Plate						1					1
Mag. Stirrer	5	5	2							3	15
Hot Air Oven				1		1					2
UV-visible			3								3
Auto Clave			1					1			2
Conductometer	4								1		5
Electrode	10										10
Vacume pump	1										1
Water bath			1	1		1					3
Density appature						1					1
Micro centrifuge						1					1
centrifuge			2	2	1						5
Physics circuit							3				3
Incubator shaker			1		1			1			3
Photo colorimeter	1										1
Digital Balance					1				1		2
Dry Bath			1								1
Heating mental	2	4							1		7
Total No. of Instruments Repaired											145

- Total No. of Participants : 30 (15 AU + 06 VSC)
- Total No. of College Participated : 08
- No. of Instruments Diagnose for fault : 273
- No. of Instruments Successfully Repaired : 145

Voices....

Ms. Jignasa J. Pithiya	The event is well-planned, well-executed, and beneficial to the instructors and lab assistants. The initial trepidation I felt when using the instrument has almost completely disappeared. Increased sense of self-assurance.
Mr. Manoj N. Shukla	I extend my sincere congratulations to the institute for planning this kind of session. Especially for recently hired faculty, remarkable activity.
Ms. Shivani Pathak	The workshop's theme was fantastic. Learn about modest repairs and upkeep for a variety of instruments. The practical training sessions with WRIC technical experts were excellent.
Mr. Chirag H. Dhamal	Learning the theory behind maintaining and repairing small instruments, followed by practical instruction under the direction and supervision of technical experts, is a wonderful experience.
Dr. Mrunal Ambasana	Workshop was very helpful in educating participants about frequent instrument minor flaws and repairs; the next phase should include some other important instruments like GC and HPLC.
Ms. Neeti Patel	Being a part of this kind of workshop is definitely a positive experience. Learn a great deal about maintaining and fixing lab equipment.

Certificate



Feedback Form



A National Level Workshop

on

“Operation & Maintenance of Opto Analytical Laboratory Equipments”

From 12th to 17th September 2022

Organized by

Shri Manibhai Virani & Smt. Navalben Virani Science College

in association with

Western Regional Instrumentation Centre, Mumbai

(A National Facility Centre of University Grants Commission, New Delhi)

and

Zeal-Tech Industries Pvt. Ltd., Mumbai

FEEDBACK

(P.S. Identity disclosure is not mandatory)

Name of Participant :

Designation :

Name of the Department :

Name of the College :

Rate the workshop on the following attributes using a 5-point scale indicated below:

5	4	3	2	1
↓	↓	↓	↓	↓
Excellent	Very Good	Good	Fair	Satisfactory

S.N.	Parameters	5	4	3	2	1
1.	Content					
2.	The analytical aspects					
3.	Demonstration					
4.	Hands on experience					
5.	Relevance of the workshop					
6.	Usefulness					
7.	Support provided by staff					
8.	Hospitality					
9.	Overall conductance of workshop					

Suggestions / Words of Motivation:

Photo Gallery



Acknowledgement

- Western Regional Instrumentation Centre (WRIC), Mumbai
- Zeal-tech Industries Pvt. Ltd., Mumbai
- Shri Manibhai Virani and Smt. Navalben Virani Science College (Autonomous), Rajkot
 - Department of Biotechnology
 - Central Instrumentation Facility
 - Central Maintenance cell
 - Ashwad Mess & Canteen
 - Central Photography Cell

Special Assistance: Dr. D. J. Kaneriya, Assistant Professor of Chemistry Dept.,
Atmiya University, Rajkot

Reporter: (Dr.) Tejas H. Gorasiya, Ph.D. Scholar, Atmiya University, Rajkot

Golden Jubilee Celebration of MNVSC(A), Rajkot

A State Level Symposium on

“Emerging Trends in Chemical Science & Technology”

22.09.2018, Saturday

Venue: MNVSC(A) Square

Jointly Organized By:



Department of Industrial Chemistry, Shree M & N Virani Science College (Autonomous), Rajkot

Outcomes:

- UG/PG students of chemical science and technology got exposure to ideas about recent trends of the chemical science and technology research.
- Gained an exposure about distinguished theoretical and experimental strategies developed for the synthesis of variety of chemicals.
- A platform to showcase their science aptitude and knowledge.

SCHEDULE

Event		Timings
Registration	-	08:30am to 09:30am
Inauguration	-	09:30am to 10:00 am
Prayer and Garlanding of Thakor Ji	All Guest	10:00 am to 10:15 am
Welcome address	By Dr. K. D. Ladva	10:15 am to 10:25 am
Poster and Model Presentation	-	10:30 am to 1:15 pm
Prize distribution	Prizes for 1 st , 2 nd and 3 rd rank in Poster and Model separately	1:30 pm to 1:50 pm
Vote of Thanks	Dr. Mehul Savaliya	01:50 pm to 02:00 pm

Judges:

- **Shri Paresh Bhatt**
Scientific Officer
Gujarat Pollution Control Board,
Rajkot - 360 001

- **Dr. Jayanti S. Makasana**
Assistant Professor
Department of Chemistry
Marwadi University
Rajkot - 360 001

- Total No. of Students participants: **125**
(Shree M. & N. Virani Science College (Autonomous), Marwadi University, Darshan
Institute of Science & Technology, Sanjay Rajyaguru College of Engineering,
Harivandana Science College)

Poster Presentation Rank

Rank 1: Bhalodi Dhruv, Fultariya Harsh, Sakariya Jaimish (B.Sc. Industrial Chemistry, VSC)

Rank 2: Rajani Akshari (B.Sc. Chemistry, VSC)

Rank 3: Pansuriya Rahul, Pansuriya Harshad and Halepotra Sohil (M.Sc. Industrial Chemistry, VSC)


Model Demonstration Rank



Rank 1: Dave Siddharth, Patel Dixita, Shiroya Rushika and Hina Lakhani (B.Sc. Chemistry, Marwadi University)

Rank 2: Handa Krishna (B.Sc. Chemistry, VSC)

Rank 3: Thaker Anand, Solanki Yagnik, Thaker Arjun, Hathaliya Shyam, Koradiya Sumit and Vansjaliya Denish (B.Sc. Industrial Chemistry, VSC)

Photos of the event (in chronological order of event progression)









Golden Jubilee Celebration of MNVSC(A), Rajkot

A State Level Workshop on

“Ozone Layer Depletion & Climatic Changes”

17.09.2018, Monday

Venue: AITS, Seminar Room No-425

Jointly Organized By:



Department of Industrial Chemistry, Shree M & N Virani Science College (Autonomous),
Rajkot. & Gujarat Pollution Control Board (GPCB), Rajkot.

:Theme of the Workshop:

“Keep Cool and Carry on: The Montreal protocol”

▪ **Outcome:**

- Got awareness of climate changes & global warming.
- Understood distinguished strategies for the preservation of ozone layer, harmful impacts of UV radiation and the need for phasing out ozone depleting substances.
- Shared information about governmental recent efforts for the sustainable environment.

SCHEDULE

Event		Timings
Registration	-	08:30am to 09:30am
Inauguration	-	09:30am to 10:00 am
Prayer and Garlanding of Thakor Ji	All Guest	10:00 am to 10:15 am
Welcome address	By Er. Ravi S. Tank	10:15 am to 10:25 am
Welcome address	By Dr. K. D. Ladva	10:25 am to 10:35 am
Expert talk 1	Shri H. P. Patel Regional Officer, GPCB, Rajkot	General Environment 10:35 am to 11:10 am
Expert talk 2	Shri Paresh Bhatt Scientific Officer GPCB, Rajkot	Ozone layer Depletion 11:10 am to 12:00 noon
Expert talk 3	Ms. Riddhi mam Scientific Officer GPCB, Rajkot	GLP 12:00 noon to 12:35 pm
Video Presentation		12:35 pm to 01:15 pm
Vote of Thanks	Dr. Mehul Savaliya	01:15 pm to 01:25 pm

- **Other guests from GPCB**

1. Mr. D.S. Sakariya (Assistant Environment Engineer, GPCB, Rajkot)
2. Ms. Hardi Lakhani (Assistant Environment Engineer, GPCB, Rajkot)
3. Ms. Jhanvi Joshi ((Assistant Environment Engineer, GPCB, Rajkot)
4. Ms. Hema Shah (Senior Scientific Assistant, GPCB, Rajkot)

- **Total number of students registered: 344**

1. Number of students (UG & PG) from MNVSC (A), Rajkot: 241
2. Number of students (UG) from Harivandana College, Rajkot: 103

- **Photos of the event (in chronological order of event progression)**







A One Day State Level Hands-on Workshop on

“Advanced Analytical Techniques for Materials Characterization (A²TMC-2018)”

Date: 23.12.2018

Venue: CIF Lab of MNVSC-A

Time: 09:00 am- 04:30 pm



Jointly organized by



ATMIYA UNIVERSITY, RAJKOT

&

**SHREE MANIBHAI VIRANI & SMT. NAVALBEN VIRANI SCIENCE COLLEGE (AUTONOMOUS),
RAJKOT**

• **Outcomes:**

- Understood applications of advance analytical tools.
- Gained the fundamental knowledge about real working of analytical tools.
- Learned principle, construction and operation of analytical tools.
- Understood the principle, construction and working of heat transfer equipment and fluid mechanics equipments.

• **SCHEDULE**

Timings	Event	By
09:00-09:30 am	Registration	Registration Committee
09:30 -09:35 am	Welcome	Mr. Vrushank Hathi
09:35 -09:40 am	Lighting lamp & Garlanding of Thakorji	All guests on the Dias
09:40 -09:45 am	Welcome of Dr. K. D. Ladva, Principal	Er. R.S Tank
	Welcome of Dr. P.B. Nariya, HOD, Chemistry	Mr. A. V. Khistariya
	Welcome of Er. R.S. Tank, HOD, Ind.Chem.	Er. D. A. Tank
09:45 -10:00 am	Welcome & Key note address	Dr. K. D. Ladva, Principal
10:00- 01:00 pm	Instruments Demonstration	CIF-Lab & FM lab
01:00-02:00 pm	Lunch break	Ashwad Canteen
02:00-04:00 pm	Instruments Demonstration	CIF-Lab & HTO Lab
04:00-04:30 pm	Vote of Thanks	Er. R.S Tank
04:30-04:45 pm	Certificate Distribution	Registration Committee

➤ **Student participants:**

Name of Institute/College	No of participants
Marwadi University, Rajkot	09
Harivandana College, Rajkot	03
H& HB Kotak Inst. of Sci. -Rajkot	32
MNVSC-Rajkot	09
Total	53

➤ **Analytical instruments covered and List of Resource person:**

Name of Instrument/s	Name of Resource Person
FT-IR	Dr. A. S. Patel
GC-MS	Mr. A. V. Khistariya
HPLC	Dr. P.B. Nariya
MP-AES	Dr. S. D. Tala
Flash Chromatography	Dr. P.B. Nariya
Lyophilizer	Dr. S. D. Tala
Hydrogenator	Dr. M.M. Savant
Radleys synthesizer	Dr. M.M. Savant
Microwave reactor	Dr. P. A. Ambasana
Fluid flow equips.	Dr. M. L. Savaliya
Rotavapour	Dr. M. L. Savaliya
Heat Transfer equips.	Mr. D. A. Tank
Total Resource Person = 08	

➤ **Photographs of the Event:**









*A Students workshop
for*

“Restructuring PG Curriculum”

16th -17th February, 2018

Overview

Organized By



**Shree Manibhai Virani and Smt. Navalben Virani
Science College (Autonomous), Rajkot**

A Students workshop for “Restructuring PG Curriculum”

16th -17th February, 2018

Organized by

**Shree Manibhai Virani and Smt. Navalben Virani Science College
(Autonomous), Rajkot**

Time Schedule & Deadlines

Date	Details	Remark
6-Dec-17	Committee Formation	02:30 pm on 6-Dec-17 in IQAC Room
6-Dec-17	Themes Decided	03:15 pm on 6-Dec-17 in IQAC Room
10-Jan-18	Finalized Sub Themes	02:45 pm on 10-Jan-18 in IQAC Room
12-Jan-18	Preparation of Concept Note	03:15 pm on 12-Jan-18 in IQAC Room
13-Jan-18	Seeking Volunteers Presenters	02:00 pm on 13-Jan-18 in IQAC Room
16-Jan-18	Explanation to Volunteers Presenters	02:00 pm on 13-Jan-18 in IQAC Room
19-Jan-18	Selection of Sub Themes by Students	02:30 pm on 19-Jan-18 in IQAC Room
30-Jan-18	Prepare a Draft Paper of Presentation	02:00 pm on 30-Jan-18 in IQAC Room
30-Jan-18	Finalize: Moderator and 2 External Faculties	03:30 pm on 09-Feb-18 in IQAC Room
5-Feb-18	Draft Paper Returned with Comments	02:30 pm on 05-Feb-18 in IQAC Room
7-Feb-18	Finalize: Papers, Themes and Student Presenters	02:30 pm on 07-Feb-18 in IQAC Room
12-Feb-18	Presentation of Paper in front of Committee	02:30 to 04:30 pm in Room No. 124.
16/17-Feb-2018	Workshop	10:15 am to 05:20 pm 09:15 am to 05:30 pm

Venue- AITS Seminar Room No. 422

No of participants: 120 (PG students)

A Students workshop for “Restructuring PG curriculum”

16th -17th February, 2018

Organized by

**Shree Manibhai Virani and Smt. Navalben Virani Science College
(Autonomous), Rajkot**

Committee for workshop

Department wise Faculty coordinators:-

Sr. No	Name	Department	Email	Contact No.
1.	Dr. Mehul L. Savaliya	Ind. Chemistry	mlsavaliya@vsc.edu.in	9825293173
2.	Dr. Anil S. Patel	Chemistry	aspatel@vsc.edu.in	9909961159
3.	Dr. Preetam Joshi	Biotechnology	pjoshi@vsc.edu.in	9099357381
4.	Mr. Prakash Gujarati	CS & IT	prakash@vsc.edu.in	9601026377
5.	Dr. Nilkanth Faldu	Microbiology	prabhumay@vsc.edu.in	9879512797
6.	Dr. Rakhi Isaac	Mathematics	rakhiisac@vsc.edu.in	9979938531

Department wise Student coordinators:-

Sr. No	Name	Department	Contact No.
1.	Mr. Jay Jadeja	Ind. Chemistry	8153891328
2.	Milan Gadher	Chemistry	8154096139
3.	Shivani Tank	Biotechnology	7574996001
4.	Megha Bhalodi	Microbiology	7405158900
5.	Ms. Yesha Hathi	Maths	8141854474

Overall Coordinator:-

Dr. Mehul L. Savaliya

Assistant Professor,

Department of Industrial Chemistry,

Shree Manibhai Virani & Smt. Navalben Virani Science College (Autonomous)

Rajkot-360 005, Gujarat, INDIA. Cell No:- +91 98252 93173

A Students workshop for “Restructuring PG Curriculum”

16th -17th February, 2018

Organized by

**Shree Manibhai Virani and Smt. Navalben Virani Science College
(Autonomous), Rajkot**

Theme wise Faculty Coordinators

	Theme & Subthemes	Theme wise Co-ordinator
1	Academic Skill	Dr. Anil S. Patel
	Core Competence	
	Inter & Multi Disciplinary	
	Practical and Skill Development	
2	Research & Innovation	Dr. Mehul L. Savaliya
	Analytical and Critical Thinking Skill	
	Scientific Writing & Presentation Skill	
	Affective Research Skill	
	Synthesis Skill	
3	Career Skills	Dr. Nilkanth Faldu
	Professionalism & Ethics	
4	Life Skill	Dr. Rakhimol Isaac
	Self Directed and Life-long Learning	
	Living in harmony with all existence	
	Creative thinking, Problem solving, Decision making	
	Social Skills and Manners	
5	Assessment & Evolution	Dr. Preetam Joshi
	What to be assessed & how?	
	Periodically and types	

A Students workshop for “Restructuring PG curriculum”

16th -17th February, 2018

Organized by

**Shree Manibhai Virani and Smt. Navalben Virani Science College
(Autonomous), Rajkot**

Raw Concept Note

Enrollment No.	1. Academic skills
16MMT027, 16MMT005, 16MMT017 17MMT015	1. Personality development courses should be conducted. 2. Weekly seminars by students on recent advances.
M.Sc. B.T Sem-II	3. Weekend classes for CSIR NET preparation. 1. Semester lasts for 4-6 months. 2. Syllabus should not be hastily completely. 3. It is burden for students and specially for professors. 4. College hours should be lessened for overall development i.e. extracurricular activities. 5. Breakage charge should be eliminated.
16MBT015	6. Competitive exams like forensics, food safety, etc. should also be given importance and students should be aware of those exams.
17MPO018	7. Weekly oral presentation should be conducted by students.
16MBT029 16MMT017 16MMT025	8. A expertise team for English proficiency classes should be introduced and communication skills of students should be a matter of strong concern.
16MIC011 and Maths PG	9. Industrial tours and visits should be conducted frequently respective to each department or field each semester. 10. No field trip charges.
17MCH003 IT Dept.	11. MCQ system should be applied into examination pattern. 12. Special courses for professor’s specialization should be

taken and such certified professors should be given the charge for the subject. There should be a screening test for faculty's recruitment.

M. Sc. IC Sem II PG

13. Mock drills for practical knowledge.

Enrollment No.

2. Life skills

**16MMT027,
16MMT005, 16MMT017**

14. Programmes related to practical life awareness and applications should be inculcated every semester.

16MBT011

15. Practical exposure of medical emergency treatment.

16MBT029

16. Scholarship schemes should be introduced under the Autonomous norms. Certain criteria are to be set. For eg. Merit quota, single girl child quota, late fee submission entries, financially challenged quota etc.

Enrollment No.

3. Career skills

**16MMT027,
16MMT005, 16MMT017**

17. Placements opportunities should be more and better in college.

16MMB021

18. Seminars on career opportunities should be conducted more.

16MIC043

19. Result analysis and interpretation should be of highest consideration and students at PG level should be able to handle each of the results obtained by sophisticated instruments.

Enrollment No.

4. Research and Innovation skills

**M.Sc. IC, Chemistry,
Biotechnology,
Microbiology**

20. Hands-on training to students under the supervision of the concerned expertise faculty.

21. Demand of chemicals, glasswares is more and the process of waiting becomes tedious so delivery time should be immediate.

16MBT011

22. Dream project to enhance creativity and knowledge. It has to have diverse ideas. Boundary less Education System.

Enrollment No.**5. Evaluation and Assessment of learning****M.Sc. IC, Chemistry,**

23. Reassessment fees should be nominal and after an increase in threshold marks. 50% of the fees should be refunded.

Biotechnology,**Microbiology****17MCH001**

24. Assignment topics should be related to practical work.

16MCH009

25. Weightage of CIE exams should be reconsidered.

A Students workshop for “Restructuring PG curriculum”

16th -17th February, 2018

Organized by

**Shree Manibhai Virani and Smt. Navalben Virani Science College
(Autonomous), Rajkot**

Final Concept Note

1. Academic skills

- ξ Personality development courses should be conducted.
- ξ Weekend classes for CSIR NET preparation that too paid and attendance based.
- ξ Awareness regarding special courses, workshops and seminars taking place.
- ξ Special courses for professor’s specialization.
- ξ Mock drills for practical knowledge.
- ξ Regularity and punctuality of faculties to be maintained regarding Time-table and syllabus too.
- ξ Timings to be arranged similar for all departments morning onwards.
- ξ College should have short list of industries and laboratories for training.
- ξ Academic hours should not exceed more than 4-5 hours.

2. Life skills

- ξ Decision making.
- ξ Living in harmony with every existence.
- ξ Problem solving.
- ξ Social skills and manners, and Self-awareness.
- ξ Creative thinking/lateral thinking.
- ξ Effective communication.
- ξ Programmes related to practical life awareness and applications should be inculcated every semester.
- ξ Practical exposure of medical emergency treatment.
- ξ Self-directed and life-long learning.

3. Career skills

- ξ Placements opportunities should be more and better.

4. Research and Innovation skills

- ξ Dream project to enhance creativity and knowledge.
- ξ It has to have diverse ideas.
- ξ Boundary less education system.
- ξ Seed money for outstanding research work.

5. Evaluation and Assessment of learning

- ξ Reassessment fees should be nominal and after an increment in threshold marks, 50% of the fees should be refunded.
- ξ Assignment topics should be related to the practical work.
- ξ Weightage of CIE exams should be reconsidered.
- ξ Leave/s to be provided in between during SEE.

A Students workshop for “Restructuring PG curriculum”

16th -17th February, 2018

Organized by

**Shree Manibhai Virani and Smt. Navalben Virani Science College
(Autonomous), Rajkot**

List of PG Student Volunteers for Presentations

Sr. No	Name of student	Dept	Class
1.	Jay Jadeja	IC	M.Sc SEM-IV
2.	Payal Vyas	Chemistry	M.Sc SEM-IV
3.	Paritri Upadhyay	Chemistry	M.Sc SEM- IV
4.	Kishan Parsonda	Chemistry	M.Sc SEM- IV
5.	Chandani Chudasama	Chemistry	M.Sc SEM- IV
6.	Vivek Kareliya	Maths	M.Sc SEM- II
7.	Kajal Karmur	Maths	M.Sc SEM- II
8.	Pooja Timbadiya	Microbiology	M.Sc SEM- II
9.	Ratna Padaliya	Microbiology	M.Sc SEM- II
10.	Divya Chetnani	BT	M.Sc SEM- II
11.	Hardi Akbari	BT	M.Sc SEM- II
12.	Priyanka Solanki	BT	M.Sc SEM- II
13.	Hetvi Majethiya	BT	M.Sc SEM- IV
14.	Dimple Kachhadiya	BT	M.Sc SEM- IV

A Students workshop for “Restructuring PG curriculum”

16th -17th February, 2018

Organized by

**Shree Manibhai Virani and Smt. Navalben Virani Science College
(Autonomous), Rajkot**

Moderators of workshop

We have contacted following eminent academicians for moderators of the student workshop but due to their busy schedule they are unable to join workshop as moderators.

1. **Dr. Anil Ambasana**
Former Professor & Head
Department of Education
Saurashtra University, Rajkot-360005, Gujarat, India.
2. **Dr. Datta Madamwar**
Professor
BRD School of Biosciences, Sardar Patel Maidan, Vadatal Road,
Satellite Campus, P. Box No. 39, Sardar Patel University,
Vallabh Vidyanagar- 388120, (Gujarat), INDIA.
3. **Dr. H. R. Thakkar**
Former Professor
Department of Chemistry
Shree M and N Virani Science College, Rajkot.
4. **Dr. G. D. Acharya**
Professor
Department of Mechanical Engineering
Atmiya Institute Of Technology & Science, Rajkot.
5. **Prof. Mihir Raval**
Professor & Head
Department of Pharmacy, Saurashtra University, Rajkot-360005, Gujarat,
India.
6. **Dr. Ramesh K. Kothari**
Professor
Department of Biosciences, Saurashtra University,
Rajkot-360005, Gujarat, India.

Therefore, we have finalized the following moderator after clarifying their role and responsibilities for the workshop.

Sr. No	Name and Designation
1.	Prof. Sheela Ramchandran Former vice chancellor Avinashilingam University for Women, Coimbatore-641043, TN.

A Students workshop for “Restructuring PG curriculum”

16th -17th February, 2018

Organized by

**Shree Manibhai Virani and Smt. Navalben Virani Science College
(Autonomous), Rajkot**

List of Themes, Subthemes and Students Presenters of 16th February, 2018

Academic Skills

Sr. no.	Subtheme	Name of the Student
1	Awareness regarding Special courses, workshops and seminars taking place.	KISHAN PARSONDA
2	Mock drills for Practical knowledge.	KISHAN PARSONDA
3	Timings to be arranged similar for all departments morning onwards.	HETVI MAJETHIYA
4	College should have shot-list of industries and laboratories for training.	PRIYANKA SOLANKI
5	Academic hours should not exceed more than 4-5 hours.	DIVYA CHETNANI

Career Skills

Sr. no.	Subtheme	Name of the Student
1	Personality Development Courses should be conducted.	CHANDNI CHUDASAMA, HETVI MAJETHIYA
2	Weekend classes for CSIR NET preparation that too paid and attendance based.	KAJAL KARMUR, DIVYA CHETNANI
3	Curriculum targeting better placements opportunities should be more.	KISHAN PARSONDA

Research and Innovation Skills

Sr. no.	Subtheme	Name of the student
1	Dream Project to enhance creativity and knowledge. It has to have diverse ideas.	DIMPLE KACHHADIYA
2	Boundary less education system.	DIMPLE KACHHADIYA
3	Seed money.	JAY JADEJA

A Students workshop for “Restructuring PG curriculum”

16th -17th February, 2018

Organized by

**Shree Manibhai Virani and Smt. Navalben Virani Science College
(Autonomous), Rajkot**

List of Themes, Subthemes and Students Presenters of 17th February, 2018

Life Skills

Sr. no.	Subtheme	Name of the Student
1	Decesion making and Problem solving.	KAJAL KARMUR, VIVEK KARELIYA, PARITRI UPADHYAY
2	Living in harmony with every existence.	KAJAL KARMUR
3	Social skills and manners and Self-awareness.	VIVEK KARELIYA, PARITRI UPADHYAY, DIVYA CHETNANI
4	Creative thinking/Lateral thinking.	VIVEK KARELIYA, PARITRI UPADHYAY
5	Effective Communication	KAJAL KARMUR
6	Programmes related to practical life awareness and applications should be inculcated every semester.	RATNA PADALIYA, PARITRI UPADHYAY
7	Practical exposure of medical emergency treatment.	PAYAL VYAS
8	Self-directed and Life-long learning.	KAJAL KARMUR

Evaluation and Assessment of learning

Sr. no.	Subtheme	Name of the Student
1	Reassessment fees should be nominal and after an increment in threshold marks, 50% of the fees should be refunded.	HETVI MAJETHIYA
2	Assignment topics should be related to the practical work.	HARDI AKBARI
3	Weightage of CIE exams should be reconsidered.	HARDI AKBARI

A Students workshop for “Restructuring PG curriculum”

16th -17th February, 2018

Organized by

**Shree Manibhai Virani and Smt. Navalben Virani Science College
(Autonomous), Rajkot**

List of student Participants

Sr.No.	Enrollment No.	Name
M.Sc IC SEM-IV		
1.	16MIC040	YASHRAJ PANDYA
2.	16MIC038	CHINTAN MATHUKIYA
3.	16MIC005	PRIT BHALODIYA
4.	16MIC011	CHIRAG DESAI
5.	16MIC002	AYAN MUDI
6.	16MIC023	JAYDEEP JIVANI
7.	16MIC039	JAYDEEP MENDAPARA
8.	16MIC041	HARDIK PARVADIYA
9.	16MIC054	VISHAL TIMBADIYA
10.	16MIC018	GOHIL RAKESH
M.Sc IC SEM-II		
11.	17MIC009	JAYSUKH ROJASARA
12.	17MIC022	MUKESH MISHRA
13.	17MIC018	AMITH KATHIRIYA
14.	17MIC005	KISHAN DOBARIYA
15.	17MIC001	YASH BHALODIYA
16.	17MIC017	KAUSHAL KASUNDR
17.	17MIC003	JAYDEEP DALSANIYA
18.	17MIC021	HARDIK MAKWANA
19.	17MIC027	KITH PATEL

20.	17MIC028	RAXIT PATEL
M.Sc Chemistry SEM-II		
21.	17MCH009	DUDHAREJIYA GAURANG
22.	17MCH012	GOR VAISHAKHI
23.	17MCH015	KAKASANIYA PAYAL
24.	17MCH024	NANDHA NAYAN
25.	17MCH033	SONDAGAR NIKITA
26.	17MPO001	AMRUTIYA NANCY
27.	17MPO002	BARASIYA PRAFUL
28.	17MPO004	GHRADUSHIYA SOHAM
29.	17MPO010	KANSAGARA MONA
30.	17MPO027	VADARIA MONIKA
M.Sc Chemistry SEM-IV		
31.	16MCH012	HINGRAJIA KINALBEN
32.	16MCH019	KHANDHAR JAY
33.	16MCH026	MANDANKA VIVEK
34.	16MCH027	PADIA TEJAS
35.	16MCH036	SAVALIYA PAYALBEN
36.	16MCH008	CHUDASAMA NIDHI
37.	16MCH022	MAKADIA DRASHTI
38.	16MCH038	TRIVEDI BHAKTI
39.	16MPO002	DADHANIYA PRATIKKUMAR
40.	16MPO007	HINSU DHAVAL
M.Sc BT SEM-II		
41.	10	KALAVADIYA RUTU
42.	11	KANABAR NIMISHA
43.	09	JANI SHIVANI
44.	23	VYAS SHIV
45.	21	VEKARIYA KOMAL

46.	08	DANGAR JAHAL
47.	02	LAKHALANI KAIRVI
48.	03	CHANDARANA DHWANI
49.	14	NICHANI RICHA
50.	01	AACHARYA POOJA
M.Sc BT SEM-IV		
51.	04	CHUDASAMA RADHIKA
52.	06	DEVANSHI DOSHI
53.	15	KARGATHRA NIRALI
54.	18	MARAVIA SUZEE
55.	20	PATEL HETAL
56.	21	PATEL MANSI
57.	26	ROKAD POOJA
58.	27	SAVALIYA GARGI
59.	30	VIRSODIYA VRUSHTI
60.	10	JESADIYA JASMIN
M.Sc IT SEM-II		
61.		AJMERA KEVAL
62.		DHINGANI SHREYKUMAR
63.		GAGLANI HIRAL
64.		GOHIL MAUSMIBA
65.		NIRMAL NIKITA
66.		RAMANI SADHANA
67.		PATEL HITESHVARI
68.		VYAS SHYAM
69.		TILALA NIRAV
70.		SHAH MAUNIL
M.Sc IT SEM-IV		
71.		BOKHANI NIDHI
72.		JHALA DIRGHA

73.		MARADIYA KHUSHBU
74.		THAKKAR SNEHA
75.		GAJERA AKSHAY
76.		ZALA SHUBHANGINI
77.		KHATRANI ANKITKUMAR
78.		SANTOKI DEEP
79.		TANK NIRAJKUMAR
80.		TERAIYA ABHISHEK
M.Sc Mathematics SEM-II		
81.	17MMT003	BHANDERI REKHABEN
82.	17MMT005	BUDDHABHATTI DARSHAN
83.	17MMT012	DOBARIYA NIPABEN
84.	17MMT015	KADEVAR RAJKUMAR
85.	17MMT022	KOTHIYA RAHULKUMAR
86.	17MMT026	MERJA AEKTABEN
87.	17MMT030	PANARA MANSI
88.	17MMT034	PATEL PAYAL
89.	17MMT039	SOYA MANALI
90.	17MMT042	VORA KINJAL
M.Sc Mathematics SEM-IV		
91.	16MMT014	DESAI MIRALI
92.	16MMT011	CHOVATIYA SHRADDHA
93.	16MMT020	GADOYA YASH
94.	16MMT024	GOSAI SHRIDHARGIRI
95.	16MMT032	NAINUJI JAINILKUMAR
96.	16MMT034	NAR CHANDANI
97.	16MMT046	SANGHANI KRUPA
98.	16MMT053	SITAPARA RADHIKA
99.	16MMT054	THAKER DEVYANI
100.	16MMT058	ZEENZUVADEEYA NISHI

M.Sc Microbiology SEM-II		
101.		BAMROLIA ALISHA
102.		BELIM ZOYA
103.		JANI DHATRI
104.		VIJAY KUMAR
105.		KAVANI SURBHI
106.		KOTAK EKTA
107.		PABANI PALAK
108.		PADALIA RATNA
109.		PANDYA HIMALI
110.		PARMAR AVANI
111.		PATEL ZIL
112.		RANGPARIYA BANSI
113.		RATOD PARUL
114.		SHUKLA KISHAN
115.		SOLANKI PRIYANKABEN
116.		VARSANI DEEPKUMAR
117.		ZALAVADIA KRISHNA
M.Sc Microbiology SEM-IV		
118.	16MMB001	BARAD KANAKSINH
119.	16MMB003	BHALODI MEGHA
120.	16MMB008	CHAUHAN SUMAL
121.	16MMB009	CHUDASAMA TRUPTIBEN
122.	16MMB050	VAGHELA KAMLABEN
123.	16MMB054	VYAS PAYAL
124.	16MMB055	ZALA MAHESH

A Students workshop for “Restructuring PG curriculum”
16th -17th February, 2018

Organized by

Shree Manibhai Virani and Smt. Navalben Virani Science College (Autonomous), Rajkot

Guidelines for Group Discussion (on 16th February, 2018)

1. Select a chairperson
2. Select a rapporteur.
3. Divide yourself into 5 groups.
 - Chemistry + Industrial Chemistry
 - Microbiology
 - Biotechnology
 - Computer science & Information Technology
 - Mathematics

Each group of Sr. No. 3 will focus discussion & Recommendation on:-

I. Outcomes of PG study:-

- Areas which you enter in after study (eg. University teaching, School teaching, Research, Industries, eg. Biotech, Chemical Testing etc.).
- What are the skills sets required for each area?
- How to attain above skill sets through curriculum?
- How to assess whether those skill sets obtained?

II. Academic skills

- What type of courses for core knowledge (eg. Fundamental courses, specialization, practicals, internships/skill etc.).
- Practical/skill training some into Research skill, extra core.
- Types of learning experience.
- Extra learning – eg. Online courses.

III. Research & Innovation skills

- Research skill training and extra courses.
- Thoughts on how to experience entrepreneurously (eg Pilot plant, campus company etc.).
- Ideation & Innovations.

IV. Career skills

- List of professional ratification courses.
- Preparation for competitive exams.
- Placement preparation, and training, When & How?
- Areas of placement & skill sets required for each are of career identified.

A Students workshop for “Restructuring PG curriculum”
16th -17th February, 2018

Organized by

Shree Manibhai Virani and Smt. Navalben Virani Science College (Autonomous), Rajkot

List of students for Group Discussion for 16th Feb. 2018

Group A-1

Sr. No.	Enrollment No.	Name
1	21	VEKARIYA KOMAL
2	08	DANGARJAHAL
3	02	LAKHALANI KAIRVI
4	03	CHANDARANA DHWANI
5		KAVANI SURBHI
6		KOTAK EKTA
7		PABANIPALAK
8		PADALIARATNA
9	17MMT022	KOTHIYA RAHULKUMAR
10	17MMT026	MERJA AEKTABEN
11	17MMT030	PANARA MANSI
12	17MMT034	PATEL PAYAL
13		NIRMAL NIKITA
14		RAMANI SADHANA
15		PATEL HITESHVARI
16		VYAS SHYAM
17	16MIC002	AYANMUDI
18	16MIC023	JAYDEEP JIVANI
19	16MIC039	JAYDEEP MENDAPARA
20	16MIC041	HARDIK PARVADIYA
21	17MPO001	AMRUTIYA NANCY
22	17MPO002	BARASIYA PRAFUL
23	17MPO004	GHRADUSHIYA SOHAM
24	17MPO010	KANSAGARA MONA
25	17MPO027	VADARIA MONIKA

A Students workshop for “Restructuring PG curriculum”
16th -17th February, 2018

Organized by

Shree Manibhai Virani and Smt. Navalben Virani Science College (Autonomous), Rajkot

List of students for Group Discussion for 16th Feb. 2018

Group B-1

Sr. No.	Enrollment No.	Name
1	14	NICHANI RICHA
2	01	AACHARYA POOJA
3	04	CHUDASAMA RADHIKA
4	06	DEVANSHI DOSHI
5		PANDYA HIMALI
6		PARMARAVANI
7		PATEL ZIL
8		RANGPARIYA BANSI
9	17MMT039	SOYA MANALI
10	17MMT042	VORA KINJAL
11	16MMT014	DESAI MIRALI
12	16MMT011	CHOVATIYA SHRADDHA
13		TILALA NIRAV
14		SHAH MAUNIL
15		BOKHANI NIDHI
16		JHALA DIRGHA
17	16MIC054	VISHAL TIMBADIYA
18	16MIC018	GOHIL RAKESH
19	17MIC009	JAYSUKHROJASARA
20	17MIC022	MUKESH MISHRA
21	16MCH012	HINGRAJIAKINALBEN
22	16MCH019	KHANDHAR JAY
23	16MCH026	MANDANKAVIVEK
24	16MCH027	PADIATEJAS
25	16MCH036	SAVALIYA PAYALBEN

A Students workshop for “Restructuring PG curriculum”
16th -17th February, 2018

Organized by

Shree Manibhai Virani and Smt. Navalben Virani Science College (Autonomous), Rajkot

List of students for Group Discussion for 16th Feb. 2018

Group C-1

Sr. No.	Enrollment No.	Name
1	15	KARGATHRA NIRALI
2	18	MARAVIA SUZEE
3	20	PATEL HETAL
4	21	PATEL MANSI
5	26	ROKAD POOJA
6		RATOD PARUL
7		SHUKLA KISHAN
8		SOLANKI PRIYANKABEN
9		VARSANI DEEPKUMAR
10		ZALAVADIA KRISHNA
11	16MMB001	BARAD KANAKSINH
12	16MMB003	BHALODI MEGHA
13	16MMT020	GADOYAYASH
14	16MMT024	GOSAI SHRIDHARGIRI
15	16MMT032	NAINUJI JAINILKUMAR
16	16MMT034	NAR CHANDANI
17		MARADIYA KHUSHBU
18		THAKKAR SNEHA
19		GAJERA AKSHAY
20		ZALA SHUBHANGINI
21	17MIC018	AMITH KATHIRIYA
22	17MIC005	KISHAN DOBARIYA
23	17MIC001	YASH BHALODIYA
24	16MCH008	CHUDASAMA NIDHI
25	16MCH022	MAKADIA DRASHTI

A Students workshop for “Restructuring PG curriculum”
16th -17th February, 2018

Organized by

Shree Manibhai Virani and Smt. Navalben Virani Science College (Autonomous), Rajkot

List of students for Group Discussion for 16th Feb. 2018

Group D-1

Sr. No.	Enrollment No.	Name
1	27	SAVALIYA GARGI
2	30	VIRSODIYAVRUSHTI
3	10	JESADIYA JASMIN
4	16MMB008	CHAUHAN SUMAL
5	16MMB009	CHUDASAMATRUPTIBEN
6	16MMB050	VAGHELA KAMLABEN
7	16MMB054	VYAS PAYAL
8	16MMB055	ZALA MAHESH
9	16MMT046	SANGHANI KRUPA
10	16MMT053	SITAPARA RADHIKA
11	16MMT054	THAKERDEVYANI
12	16MMT058	ZEENZUVADEEYA NISHI
13		SANTOKI DEEP
14		KHATRANI ANKITKUMAR
15		TANK NIRAJKUMAR
16		TERAIYA ABHISHEK
17	17MIC017	KAUSHALKASUNDRA
18	17MIC003	JAYDEEP DALSANIYA
19	17MIC021	HARDIK MAKWANA
20	17MIC027	KITH PATEL
21	17MIC028	RAXIT PATEL
22	16MCH038	TRIVEDI BHAKTI
23	16MPO002	DADHANIYA PRATIKKUMAR
24	16MPO007	HINSU DHAVAL

A Students workshop for “Restructuring PG curriculum”

16th -17th February, 2018

Organized by

Shree Manibhai Virani and Smt. Navalben Virani Science College (Autonomous), Rajkot

List of students for Group Discussion for 16th Feb. 2018

Group E-1

Sr. No.	Enrollment No.	Name
1	10	KALAVADIYA RUTU
2	11	KANABAR NIMISHA
3	09	JANISHIVANI
4	23	VYAS SHIV
5	17MCH009	DUDHAREJIYA GAURANG
6	17MCH012	GOR VAISHAKHI
7	17MCH015	KAKASANIYA PAYAL
8	17MCH024	NANDHA NAYAN
9	17MCH033	SONDAGAR NIKITA
10	16MIC040	YASHRAJ PANDYA
11	16MIC038	CHINTAN MATHUKIYA
12	16MIC005	PRITBHALODIYA
13	16MIC011	CHIRAG DESAI
14		AJMERA KEVAL
15		DHINGANI SHREYKUMAR
16		GAGLANI HIRAL
17		GOHIL MAUSMIBA
18	17MMT003	BHANDERI REKHABEN
19	17MMT005	BUDDHABHATTI DARSHAN
20	17MMT012	DOBARIYA NIPABEN
21	17MMT015	KADEVAR RAJKUMAR
22		BAMROLIA ALISHA
23		BELIMZOYA
24		JANIDHATRI
25		VIJAY KUMAR

A Students workshop for “Restructuring PG curriculum”
16th -17th February, 2018

Organized by

Shree Manibhai Virani and Smt. Navalben Virani Science College (Autonomous), Rajkot

Guidelines for Group Discussion (on 17th February, 2018)

Preliminary

1. Select a Chairperson
2. Select a rapporteur.
3. Chairperson to initiate discussion

Discussion on following aspects

1) Identify components & stages of life (e.g. component - career, family living, society living, travelling nationally & globally (e.g. stages of life (e.g. career probationer in higher levels)))

or

Roles in society - e.g. president of your society, office bearer

- 2) List out roles, responsibilities, characteristics in each component / stage of life.
- 3) List out 5 examples where you have to continuously self learn in your career for next 40 years.
(e.g. lifelong learning)
- 4) List out types of classification / innovation topics which are societal related in each discipline.
(e.g. organic farming, formulation of natured medicines, etc)
- 5) List out 5 extension activities in your discipline

(e.g. M.Sc. Biotechnology)

Go to nearest village explain to them about organic farming, ill-effects of using chemical pesticides & fertilizers, about new organic farming techniques, about new varieties of crops for organic farming, their yield, and financial returns.

(e.g. M.Sc. Computer Science)

Go to a rural school donate few computers (condemned) teach computer repairs/hardware how to use basic computer skills etc.

or

Go to a deaf & dumb school with biotech dept train them to prepare bouquets. Computer science students to help them develop online marketing portal. Students of both departments to identify a school for NGO like rotary to fund them for this.

6) List out methods to train you for lifelong learning

III. Assessment & Evaluation

1) Tabulate present courses (T, P & outreach) with methods of assessment

Sr. No.	Component	Present Method of Assessment	Suggested method of assessment
A	Theory courses core	<ul style="list-style-type: none">• Assign seminar, 2 CIE Test, sem. end exam	<ul style="list-style-type: none">• Spectroscopy course, open book assessment case study method
B	UHV	<ul style="list-style-type: none">• Method regular evaluation based on activities• No marks given only remarks given	<ul style="list-style-type: none">• Their actual participation & activity done• Some can be retained

A Students workshop for “Restructuring PG curriculum”
16th -17th February, 2018

Organized by

Shree Manibhai Virani and Smt. Navalben Virani Science College (Autonomous), Rajkot

List of students for Group Discussion for 17th Feb. 2018

Group A-2

Sr. No.	Enrollment No.	Name
1	21	VEKARIYA KOMAL
2	08	DANGARJAHAL
3	02	LAKHALANI KAIRVI
4	03	CHANDARANA DHWANI
5		KAVANI SURBHI
6		KOTAK EKTA
7		PABANIPALAK
8		PADALIARATNA
9	17MMT022	KOTHIYA RAHULKUMAR
10	17MMT026	MERJA AEKTABEN
11	17MMT030	PANARA MANSI
12	17MMT034	PATEL PAYAL
13		NIRMAL NIKITA
14		RAMANI SADHANA
15		PATEL HITESHVARI
16		VYAS SHYAM
17	16MIC002	AYANMUDI
18	16MIC023	JAYDEEP JIVANI
19	16MIC039	JAYDEEP MENDAPARA
20	16MIC041	HARDIK PARVADIYA
21	17MMT015	KADEVAR RAJKUMAR
22		BAMROLIA ALISHA
23		BELIMZOYA
24		JANIDHATRI
25		VIJAY KUMAR

A Students workshop for “Restructuring PG curriculum”
16th -17th February, 2018

Organized by

Shree Manibhai Virani and Smt. Navalben Virani Science College (Autonomous), Rajkot

List of students for Group Discussion for 16th Feb. 2018

Group B-2

Sr. No.	Enrollment No.	Name
1	14	NICHANI RICHA
2	01	AACHARYA POOJA
3	04	CHUDASAMA RADHIKA
4	06	DEVANSHI DOSHI
5		PANDYA HIMALI
6		PARMARAVANI
7		PATEL ZIL
8		RANGPARIYA BANSI
9	17MMT039	SOYA MANALI
10	17MMT042	VORA KINJAL
11	16MMT014	DESAI MIRALI
12	16MMT011	CHOVATIYA SHRADDHA
13		TILALA NIRAV
14		SHAH MAUNIL
15		BOKHANI NIDHI
16		JHALA DIRGHA
17	16MIC054	VISHAL TIMBADIYA
18	16MIC018	GOHIL RAKESH
19	17MIC009	JAYSUKHROJASARA
20	17MIC022	MUKESH MISHRA
21	17MIC018	AMITH KATHIRIYA
22	17MIC005	KISHAN DOBARIYA
23	17MIC001	YASH BHALODIYA
24	16MCH008	CHUDASAMA NIDHI
25	16MCH022	MAKADIA DRASHTI

A Students workshop for “Restructuring PG curriculum”

16th -17th February, 2018

Organized by

Shree Manibhai Virani and Smt. Navalben Virani Science College (Autonomous), Rajkot

List of students for Group Discussion for 16th Feb. 2018

Group C-2

Sr. No.	Enrollment No.	Name
1	15	KARGATHRA NIRALI
2	18	MARAVIA SUZEE
3	20	PATEL HETAL
4	21	PATEL MANSI
5	26	ROKAD POOJA
6		RATOD PARUL
7		SHUKLA KISHAN
8		SOLANKI PRIYANKABEN
9		VARSANI DEEPKUMAR
10		ZALAVADIA KRISHNA
11	16MMB001	BARAD KANAKSINH
12	16MMB003	BHALODI MEGHA
13	16MMT020	GADOYAYASH
14	16MMT024	GOSAI SHRIDHARGIRI
15	16MMT032	NAINUJI JAINILKUMAR
16	16MMT034	NAR CHANDANI
17		MARADIYA KHUSHBU
18		THAKKAR SNEHA
19		GAJERA AKSHAY
20		ZALA SHUBHANGINI
21	16MCH012	HINGRAJIAKINALBEN
22	16MCH019	KHANDHAR JAY
23	16MCH026	MANDANKAVIVEK
24	16MCH027	PADIATEJAS
25	16MCH036	SAVALIYA PAYALBEN

A Students workshop for “Restructuring PG curriculum”
16th -17th February, 2018

Organized by

Shree Manibhai Virani and Smt. Navalben Virani Science College (Autonomous), Rajkot

List of students for Group Discussion for 16th Feb. 2018

Group D-2

Sr. No.	Enrollment No.	Name
1	27	SAVALIYA GARGI
2	30	VIRSODIYAVRUSHTI
3	10	JESADIYA JASMIN
4	16MMB008	CHAUHAN SUMAL
5	16MMB009	CHUDASAMATRUPTIBEN
6	16MMB050	VAGHELA KAMLABEN
7	16MMB054	VYAS PAYAL
8	16MMB055	ZALA MAHESH
9	16MMT046	SANGHANI KRUPA
10	16MMT053	SITAPARA RADHIKA
11	16MMT054	THAKERDEVYANI
12	16MMT058	ZEENZUVADEEYA NISHI
13		SANTOKI DEEP
14		KHATRANI ANKITKUMAR
15		TANK NIRAJKUMAR
16		TERAIYA ABHISHEK
17	17MIC017	KAUSHALKASUNDRA
18	17MIC003	JAYDEEP DALSANIYA
19	17MIC021	HARDIK MAKWANA
20	17MIC027	KITH PATEL
21	17MIC028	RAXIT PATEL
22	16MCH038	TRIVEDI BHAKTI
23	16MPO002	DADHANIYA PRATIKKUMAR
24	16MPO007	HINSU DHAVAL

A Students workshop for “Restructuring PG curriculum”

16th -17th February, 2018

Organized by

Shree Manibhai Virani and Smt. Navalben Virani Science College (Autonomous), Rajkot

List of students for Group Discussion for 16th Feb. 2018

Group E-2

Sr. No.	Enrollment No.	Name
1	10	KALAVADIYA RUTU
2	11	KANABAR NIMISHA
3	09	JANISHIVANI
4	23	VYAS SHIV
5	17MCH009	DUDHAREJIYA GAURANG
6	17MCH012	GOR VAISHAKHI
7	17MCH015	KAKASANIYA PAYAL
8	17MCH024	NANDHA NAYAN
9	17MCH033	SONDAGAR NIKITA
10	16MIC040	YASHRAJ PANDYA
11	16MIC038	CHINTAN MATHUKIYA
12	16MIC005	PRITBHALODIYA
13	16MIC011	CHIRAG DESAI
14		AJMERA KEVAL
15		DHINGANI SHREYKUMAR
16		GAGLANI HIRAL
17		GOHIL MAUSMIBA
18	17MMT003	BHANDERI REKHABEN
19	17MMT005	BUDDHABHATTI DARSHAN
20	17MMT012	DOBARIYA NIPABEN
21	17MPO001	AMRUTIYA NANCY
22	17MPO002	BARASIYA PRAFUL
23	17MPO004	GHRADUSHIYA SOHAM
24	17MPO010	KANSAGARA MONA
25	17MPO027	VADARIA MONIKA

A Students workshop for “Restructuring PG curriculum”

16th -17th February, 2018

Organized by

**Shree Manibhai Virani and Smt. Navalben Virani Science College
(Autonomous), Rajkot**

Schedule of workshop

Day-I - 16.02.2018	
10:00 am – 10:45 am	Inauguration & introduction by Principal, MNVSC and Prof. Sheela Ramachandran.
10:45 am – 11:15 am	Tea break
11:15 am – 12:30 pm	Presentation on , Academic skills (3 students), Research & Innovation skills (1 student) and Career skills (4 students)
12:30 pm – 01:00 pm	Q&A Session
01:00 pm – 02:00 pm	Lunch
02:00 pm – 02:15 pm	Re-assemble for instructions
02:15 pm – 3:30 pm	Group Discussion – 5 groups
03:30 pm – 05:00 pm	Presentation of recommendations by groups
Day-II - 17.02.2018	
10:00 am – 11:00 am	Presentation on, Life skills (4 students), Assessment & evaluation (2 students)
11:00 am – 11:30 am	Q&A Session
11:30 am – 11:45 am	Tea break
11:45 am – 01:00 pm	Group Discussion – 5 groups
01:00 pm – 02:00 pm	Lunch
02:00 pm – 03:15 pm	Presentation of recommendations by groups
03:15 pm – 03:45 pm	Valediction

A Students workshop for “Restructuring PG curriculum”

16th -17th February, 2018

Organized by

**Shree Manibhai Virani and Smt. Navalben Virani Science College
(Autonomous), Rajkot**

Commencement of workshop

Date- 16/02/2018

Venue- AITS Seminar Room No. 422

Time: 10:15 am to 05:30 pm

Description of the workshop:-

- Inauguration and an introductory speech by Dr. K. D. Ladva and Honourable Prof. Sheela Ramchandran.
- Presentations on Academic skills, carrier skills and Research & Innovation skills.
- Total No of student Presenters were 08.
- Overview of the presentations and explanation of guidelines for group discussion by Honourable Prof. Sheela Ramchandran.
- Group discussions on Academic skills, carrier skills and Research & Innovation skills for 1.5 h in Library of Dept of Pharmacy, AIP. Yogidham, Rajkot.
- Total numbers of group were 05 and each group was furnished by 25 students (Blends of different branches).
- Presentations of recommendations produced in recommendation sheets by the participant students during Group discussion.
- Overview and conclusive remarks by Honourable Prof. Sheela Ramchandran.
- **Recommendation sheets have been submitted to Dr. Anil singh, Member Secretary, CRC, MNVSC, Rajkot.**

A Students workshop for “Restructuring PG curriculum”

16th -17th February, 2018

Organized by

**Shree Manibhai Virani and Smt. Navalben Virani Science College
(Autonomous), Rajkot**

Commencement of workshop

Date- 17/02/2018

Venue- AITS Seminar Room No. 422

Time: 09:15 am to 05:30 pm

Description of the workshop:-

- Presentations on Life skills & Evaluation and assessment of learning skills.
- Total No of student Presenters were 06.
- Overview of the presentations and explanation of guidelines for group discussion by Honourable Prof. Sheela Ramchandran.
- Group discussions on Life skills & Evaluation and assessment of learning skills for 1.15 h in Library of Dept of Pharmacy, AIP. Yogidham, Rajkot.
- Total numbers of group were 05 and each group was furnished by 25 students (different from first day).
- Presentations of recommendations produced in recommendation sheets by the participant students during Group discussion.
- Overview and conclusive remarks by Honourable Prof. Sheela Ramchandran.
- How was the experience of two days workshop- Short speeches given by Ms. Yesha Hathi and Ms. Shivani Tank (Students of M.Sc B.T Semester IV).
- Vote of thanks by Mr. Jaysinh Jadeja (Student of M.Sc I.C Semester IV).
- **Recommendation sheets have been submitted to Dr. Anil singh, Member Secretary, CRC, MNVSC, Rajkot.**


Selected Photographs of the workshop:-


1. Inauguration:-



2. Students presentation:-







3. Group discussions

- Group discussions of 16.02.2018



- **Group discussions of 17.02.2018**



A Students workshop for “Restructuring PG curriculum”

16th -17th February, 2018

Organized by

**Shree Manibhai Virani and Smt. Navalben Virani Science College
(Autonomous), Rajkot**

Meeting Details

1st Meeting with Prof. Sheela Ramchandran

Date- 06/12/2017

Venue- IQAC Room

Time: 02:30 pm

Agenda of the Meeting:-

- Conductance of Student workshop for curriculum revision for PG programs.
- A workshop for the students and by the students and its importance.
- Formation of student and faculty committees for the workshop.
- Identification of Themes and subthemes for the workshop.
- Preparation of one page concept note by the PG students of the college.
- Selection of the student volunteers for the presentations.
- Preparation of power point Presentations for each selected themes by particular students.
- Selection of two moderators for the workshop (External faculties, Matured one and have a global exposure).
- Recommendations should be submitted to the Principal of the college.

Identified Themes and sub-themes for the workshop:-

1. **Academic skills-** Core competence, Breadth of knowledge, Inter & Multi disciplinary, Practical and Skill development.
2. **Life skills-**Self directed life-long learning, living in harmony with all existence, Problem solving.
3. **Career skill-** Professionalism and Ethics.

4. **Research and innovations skills-** Analysis skills, Synthesizing skills, Creative skills, Productive Skills.
5. **Evaluation and assessment of learning-** What to be assessed and How?, Periodicity and types.

Following Members were Present:

Sr. No	Name	Designation/ Department	Signature
1.	Dr. K. D. Ladva	Principal, MNVSC Rajkot.	
2.	Er. R S. Tank	Head, IC Dept.	
Faculty coordinators:-			
3.	Dr. M .L Savaliya	Asst Prof., Ind. Chemistry Dept.	
4.	Dr. Anil S. Patel	Asst Prof., Chemistry	
5.	Dr. Preetam Joshi	Asst Prof., Biotechnology	
6.	Mr. Prakash Gujarati	Asst Prof., CS & IT	
7.	Dr. Nilkanth Faldu	Asst Prof., Microbiology	
8.	Dr. Rakhi Isaac	Asst Prof., Mathematics	
Student coordinators:-			
9.	Mr. Jay Jadeja	Ind. Chemistry	
10.	Milan Gadher	Chemistry	
11.	Shivani Tank	Biotechnology	
12.	Megha Bhalodi	Microbiology	
13.	Ms. Yesha Hathi	Mathematics	

2nd Meeting with Prof. Sheela Ramchandran

Date- 10/01/2018

Venue- IQAC Room

Time: 02:45 pm

Agenda of the Meeting:-

- What is workshop all about?.
- A workshop for the students and by the students and its importance.
- 3-5 % of PG students to participate and present- A democratic way to bring change.
- The role of students and the role of faculties in workshop.
- Formation of time schedule for the workshop.

Following Members were Present:

Sr. No	Name	Designation/ Department	Signature
1.	Dr. K. D. Ladva	Principal, MNVSC Rajkot.	
2.	Er. R S. Tank	Head, IC Dept.	
Faculty coordinators:-			
3.	Dr. M .L Savaliya	Asst Prof., Ind. Chemistry Dept.	
4.	Dr. Anil S. Patel	Asst Prof., Chemistry	
5.	Dr. Preetam Joshi	Asst Prof., Biotechnology	
6.	Mr. Prakash Gujarati	Asst Prof., CS & IT	
7.	Dr. Nilkanth Faldu	Asst Prof., Microbiology	
8.	Dr. Rakhi Isaac	Asst Prof., Mathematics	
Student coordinators:-			
9.	Mr. Jay Jadeja	Ind. Chemistry	
10.	Milan Gadher	Chemistry	
11.	Shivani Tank	Biotechnology	
12.	Megha Bhalodi	Microbiology	
13.	Ms. Yesha Hathi	Mathematics	

3rd Meeting

Date- 12/01/2018

Venue- IQAC Room

Time: 03.15 pm

Agenda of the Meeting:-

- Preparation of concept note.
- Discussion of raw concept note prepared by the students.

Following Members were Present:

Sr. No	Name	Designation/ Department	Signature
Faculty coordinators:-			
1.	Dr. Mehul L. Savaliya	Asst Prof., Ind. Chemistry Dept.	
2.	Dr. Anil S. Patel	Asst Prof., Chemistry	
3.	Dr. Preetam Joshi	Asst Prof., Biotechnology	
4.	Mr. Prakash Gujarati	Asst Prof., CS & IT	
5.	Dr. Nilkanth Faldu	Asst Prof., Microbiology	
6.	Dr. Rakhi Isaac	Asst Prof., Mathematics	
Student coordinators:-			
7.	Mr. Jay Jadeja	Ind. Chemistry	
8.	Milan Gadher	Chemistry	
9.	Shivani Tank	Biotechnology	
10.	Megha Bhalodi	Microbiology	
11.	Ms. Yesha Hathi	Mathematics	

4th Meeting

Date- 13/01/2018

Venue- IQAC Room

Time: 02:00 pm

Agenda of the Meeting:-

- Seeking Volunteers Presenters.
- Explanation to Volunteers Presenters

Following Members were Present:

Sr. No	Name	Designation/ Department	Signature
Faculty coordinators:-			
1.	Dr. M .L Savaliya	Asst Prof., Ind. Chemistry Dept.	
2.	Dr. Anil S. Patel	Asst Prof., Chemistry	
3.	Dr. Preetam Joshi	Asst Prof., Biotechnology	
4.	Mr. Prakash Gujarati	Asst Prof., CS & IT	
5.	Dr. Nilkanth Faldu	Asst Prof., Microbiology	
6.	Dr. Rakhi Isaac	Asst Prof., Mathematics	
Student coordinators:-			
7.	Mr. Jay Jadeja	Ind. Chemistry	
8.	Milan Gadher	Chemistry	
9.	Shivani Tank	Biotechnology	
10.	Megha Bhalodi	Microbiology	
11.	Ms. Yesha Hathi	Mathematics	

5th Meeting

Date- 19/01/2018

Venue- IQAC Room

Time: 02:30 pm

Agenda of the Meeting:-

- Selection of Sub Themes by Students.
- Prepare a Draft Paper of Presentation.

Following Members were Present:

Sr. No	Name	Designation/ Department	Signature
Faculty coordinators:-			
1.	Dr. M .L Savaliya	Asst Prof., Ind. Chemistry Dept.	
2.	Dr. Anil S. Patel	Asst Prof., Chemistry	
3.	Dr. Preetam Joshi	Asst Prof., Biotechnology	
4.	Mr. Prakash Gujarati	Asst Prof., CS & IT	
5.	Dr. Nilkanth Faldu	Asst Prof., Microbiology	
6.	Dr. Rakhi Isaac	Asst Prof., Mathematics	
Student coordinators:-			
7.	Mr. Jay Jadeja	Ind. Chemistry	
8.	Milan Gadher	Chemistry	
9.	Shivani Tank	Biotechnology	
10.	Megha Bhalodi	Microbiology	
11.	Ms. Yesha Hathi	Mathematics	

6th Meeting

Date- 30/01/2018

Venue- IQAC Room

Time: 02:00 pm

Agenda of the Meeting:-

- Prepare a Draft Paper of Presentation.
- Moderator and 2 External Faculties Finalized.

Following Members were Present:

Sr. No	Name	Designation/ Department	Signature
Faculty coordinators:-			
1.	Dr. M .L Savaliya	Asst Prof., Ind. Chemistry Dept.	
2.	Dr. Anil S. Patel	Asst Prof., Chemistry	
3.	Dr. Preetam Joshi	Asst Prof., Biotechnology	
4.	Mr. Prakash Gujarati	Asst Prof., CS & IT	
5.	Dr. Nilkanth Faldu	Asst Prof., Microbiology	
6.	Dr. Rakhi Isaac	Asst Prof., Mathematics	
Student coordinators:-			
7.	Mr. Jay Jadeja	Ind. Chemistry	
8.	Milan Gadher	Chemistry	
9.	Shivani Tank	Biotechnology	
10.	Megha Bhalodi	Microbiology	
11.	Ms. Yesha Hathi	Mathematics	

7th Meeting

Date- 05/02/2018

Venue- IQAC Room

Time: 02:30 pm

Agenda of the Meeting:-

- Moderator and 2 External Faculties Finalized.
- Return draft paper with comments to the students.
- Finalization of Papers, Themes and Students.

Following Members were Present:

Sr. No	Name	Designation/ Department	Signature
Faculty coordinators:-			
1.	Dr. M .L Savaliya	Asst Prof., Ind. Chemistry Dept.	
2.	Dr. Anil S. Patel	Asst Prof., Chemistry	
3.	Dr. Preetam Joshi	Asst Prof., Biotechnology	
4.	Mr. Prakash Gujarati	Asst Prof., CS & IT	
5.	Dr. Nilkanth Faldu	Asst Prof., Microbiology	
6.	Dr. Rakhi Isaac	Asst Prof., Mathematics	
Student coordinators:-			
7.	Mr. Jay Jadeja	Ind. Chemistry	
8.	Milan Gadher	Chemistry	
9.	Shivani Tank	Biotechnology	
10.	Megha Bhalodi	Microbiology	
11.	Ms. Yesha Hathi	Mathematics	

8th Meeting

Date- 09/02/2018

Venue- IQAC Room

Time: 02:30 pm

Agenda of the Meeting:-

- Moderator and 2 External Faculties Finalized.
- Finalization of Papers, Themes and Students
- Justification of each point of concept note from students.
- Prizes for 1st, 2nd and 3rd rank presenters of workshop.
- Surprise prizes for audience for best questions and inputs.

Following Members were Present:

Sr. No	Name	Designation/ Department	Signature
1.	Dr. K. D. Ladva	Principal, MNVSC	
Faculty coordinators:-			
2.	Dr. M .L Savaliya	Asst Prof., Ind. Chemistry Dept.	
3.	Dr. Anil S. Patel	Asst Prof., Chemistry	
4.	Dr. Preetam Joshi	Asst Prof., Biotechnology	
5.	Mr. Prakash Gujarati	Asst Prof., CS & IT	
6.	Dr. Nilkanth Faldu	Asst Prof., Microbiology	
7.	Dr. Rakhi Isaac	Asst Prof., Mathematics	
Student coordinators:-			
8.	Mr. Jay Jadeja	Ind. Chemistry	
9.	Milan Gadher	Chemistry	
10.	Shivani Tank	Biotechnology	
11.	Megha Bhalodi	Microbiology	
12.	Ms. Yesha Hathi	Mathematics	

9th Meeting

Date- 12/02/2018

Venue- Room No. 124 VSC

Time: 02:30 pm

Agenda of the Meeting:-

- Presentation of final paper, themes and subthemes by the student presenters.
- Justification on each points presented by student presenters.

Following Members were Present:

Sr. No	Name	Designation/ Department	Signature
Faculty coordinators:-			
1.	Dr. M .L Savaliya	Asst Prof., Ind. Chemistry Dept.	
2.	Dr. Anil S. Patel	Asst Prof., Chemistry	
3.	Dr. Preetam Joshi	Asst Prof., Biotechnology	
4.	Mr. Prakash Gujarati	Asst Prof., CS & IT	
5.	Dr. Nilkanth Faldu	Asst Prof., Microbiology	
6.	Dr. Rakhi Isaac	Asst Prof., Mathematics	
Student coordinators:-			
7.	Mr. Jay Jadeja	Ind. Chemistry	
8.	Milan Gadher	Chemistry	
9.	Shivani Tank	Biotechnology	
10.	Megha Bhalodi	Microbiology	
11.	Ms. Yesha Hathi	Mathematics	



Sugam Politech Pvt. Ltd

One day Industrial Training Workshop on
Industrial Oxychlorination & Bulk Synthesis of Unsaturated Polyester Resin

Sugam Polytech Pvt. Ltd.

&

**Department of Industrial Chemistry, Faculty of Science, Atmiya University, Rajkot.
Shree M. & N. Virani Science College (Autonomous), Rajkot**

Date of Visit: 03.02.2019

Outcomes:

1. **Mr. Pradyuman Patel** gave presentation on **Industrial Oxychlorination & Bulk Synthesis of Unsaturated Polyester Resin**.
2. **Mr. Pradyuman Patel & Mr. Harsh Patel** discoursed on bulk production, reactor types, reactor material of construction and instrumentation of Industrial level working reactor. So, Students benefited with knowledge of actual unit process going in reactor.
3. Students have seen the polymer manufacturing plant and gain the knowledge of its process & correlated it to the FY-BSc. Industrial Chemistry Sem-2 Course (Polymer Science & Technology).
4. Students enriched their skill about bulk manufacturing of the polymer products.

➤ **Schedule:**

Sr.No.	Time	Activity
1	07:15AM	Gathering at Atmiya University
2	07:30AM	Blessings at Haridarshanam & Breakfast at IC department
3	08:15AM	Depart for Sugam Polytech Pvt Ltd, Surendranagar.
4	09:30AM	Arrive at Sugam Polytech Pvt. Ltd.
5	10:00AM	Part I: Commencement of industrial visit Presentation of production steps industrial applications and reaction mechanism.
6	11:30AM	Part II: Industrial Training Workshop Groups of students got trained regarding reactor, pumps & valves, learned the process, parameters and working of reactors and its components.
6	04:00PM	Depart for Rajkot

➤ **Students Participants:**

B.Sc Semester	No of participants
Semester-II	44

➤ **Faculty/staff members of Industrial Chemistry Department:**

Sr. No.	Name of Faculty	Contact No
1.	(Dr.) Govind V Vagadiya	9924876888
2.	Mr. Prashant Gajera	9601477204

➤ **Resource Person:**



➤ Photographs of the Visit:



An Industrial training workshop on

“Industrial Safety & Ergonomics”



Jointly organized by



ATMIYA UNIVERSITY, RAJKOT

&

SHREE MANIBHAI VIRANI & SMT. NAVALBEN VIRANI SCIENCE COLLEGE
(AUTONOMOUS), RAJKOT

Date of Industrial training workshop: 30.01.2019

Overview report

Schedule

Date	Time	From	To
30-01-2019	04:00 am	Haridarshanam-Rajkot	TATA Chemicals Ltd. Mithapur
	09:00 am-05:00 pm	TATA Chemicals Ltd. Mithapur	
	05:00 pm-06:00 pm	TATA Chemicals Ltd. Mithapur	Shree Jagat Mandir, Dev Bhoomi Dwarka
	06:00 pm-07:00 pm	Shree Jagat Mandir, Dev Bhoomi Dwarka	
	07:00 pm-11:30 pm	Shree Jagat Mandir, Dev Bhoomi Dwarka	Haridarshanam-Rajkot

List of students visitors

M.Sc Ind. Chemistry Semester- II:-

Sr. No.	Enrol. No	Name of Student
1.	180722001	Akbari Vivek Bhikhabhai
2.	180722002	Bhut Dhruvit Ramnikbhia
3.	180722003	Bhuva Vaibhavkumar Maganbhai
4.	180722004	Chaniyara Urva Shaileshkumar
5.	180722005	Dadhaniya Bhavikkumar Hareshbhai
6.	180722006	Dalsaniya Udaykumar Chandulal

7.	180722007	Desai Urvesh Rameshbhai
8.	180722008	Hirani Sandip Dilipbhai
9.	180722009	Kachchhi Mohit Dhirubhai
10.	180722010	Khanpara Nikhil Pravinbhai
11.	180722013	Pagdar Navnitkumar Parshotambhai
12.	180722014	Parekh Akil Mahmdsalim
13.	180722015	Parekh Karan Darshakbhai
14.	180722016	Parmar Divyesh Dipakbhai
15.	180722017	Parmar Vivek Mansukhbhai
16.	180722018	Patel Akash Govindbhai
17.	180722019	Patel Maulikkumar Pankajkumar
18.	180722020	Pipaliya Parth Dineshbhai
19.	180722021	Pitroda Hardikbhai Vishnubhai
20.	180722022	Rajodiya Mehul Madhubhai
21.	180722023	Rakholiya Nikunj Kumar Damjibhai
22.	180722024	Sanghani Kirtikkumar Odhavjibhai
23.	180722025	Sherasiya Mohammadshakir A.
24.	180722026	Sojitra Brijesh Jayantilal
25.	180722027	Solanki Kuldip Lakhabhai
26.	180722028	Sudani Kevinkumar Rasikbhai
27.	180722029	Tarpara Milan Pravinbhai
28.	180722030	Upadhyaya Varun Divyangbhai
29.	180722031	Vasani Ronak Hashmukhbhai
30.	180722032	Viradiya Jaydipkumar Kantilal
31.	180722033	Vora Milankumar Dineshbhai

M.Sc Ind. Chemistry Semester- IV:-

Sr. No.	Enrol. No	Name of Student
32.	17MIC002	Bhojani Kashiyap Rameshbhai
33.	17MIC003	Dalsaniya Jaydeepkumar Arvindbhai
34.	17MIC004	Delvadiya Ronak Maganbhai
35.	17MIC006	Dodiya Ankit Ranjitbhai

36.	17MIC007	Gajera Smit Indravadan
37.	17MIC008	Ghetiya Yagnesh Khodajibhai
38.	17MIC009	Godhani Arvind Ramjibhai
39.	17MIC010	Godhani Nishit Atulbhai
40.	17MIC012	Halepotra Sohil Sakilbhai
41.	17MIC013	Jakasaniya Ravikumar Khimjibhai
42.	17MIC015	Karetiya Gautam Shamjibhai
43.	17MIC017	Kasundra Khushal Dhirajlal
44.	17MIC018	Kathiriya Amit Valjibhai
45.	17MIC019	Korat Dhaval Gordhanbhai
46.	17MIC020	Ladva Darshan Narendrabhai
47.	17MIC021	Makwana Hardik Jayeshbhai
48.	17MIC022	Mukeshkumar Mishra
49.	17MIC024	Pansuriya Harshad Naranbhai
50.	17MIC025	Pansuriya Rahul Rasikbhai
51.	17MIC026	Parmar Atul Hemubhai
52.	17MIC027	Patel Kith Kasturbhai
53.	17MIC028	Patel Raxit Kanubhai
54.	17MIC029	Rojasara Jaysukh Bhupatbhai
55.	17MIC030	Shama Aamir Rafikbhai
56.	17MIC032	Suthar Darshankumar Narendrabhai
57.	17MIC033	Tadhani Shivam Dineshbhai
58.	17MIC034	Vagadiya Himanshu Dhirubhai
59.	17MIC035	Valambhia Mitul Pravinkumar

Faculty/staff members of Industrial Chemistry Department:-

Sr. No.	Name of Faculty	Contact No
60.	Er. Ravi S. Tank	9825114015
61.	Mr. A. V. Khistariya	9925991105
62.	Dr. M. L. Savaliya	9825293173
63.	Er. D. A. Tank	7405464010
64.	Mr. M. R. Pipariya	8320016934
65.	Mr. V. B. Meghnathi	8780642551

Total students of M.Sc Ind. Chemistry Semester- II = 31

Total students of M.Sc Ind. Chemistry Semester- IV = 28

Total Faculties of Ind. Chemistry Dept. = 06

Total No. of visitors = 65

Some photographs:















**Letter of Thanks from Principal, Shree M & N Virani Science college
(Autonomous), Rajkot**



SHREE M & N

SARVODAY KULWANI SAMAJ MANAGED

Shree Manibhai Virani & Smt. Navalben Virani Science College

An AUTONOMOUS COLLEGE

-
- Re-accredited at the 'A' Level (CGPA 3.28) by NAAC
 - 'STAR College Department' Status by MST-DOT
 - A College with Potential for Excellence - CPE (Phase - I) by UGC
 - Accredited at the B-AAA 'A-1' Level by KGC, Govt. of Gujarat
-

Date: 30th January, 2019

LETTER OF THANKS

To,
Shri Sanjeev Jain,
Senior Manager-EMS,
Tata Chemicals Limited,
Mithapur,
Devbhoomi Dwarka

Respected Sir,

We thank you and your esteemed company, Tata Chemicals Limited - Mithapur, for providing us this opportunity to our M.Sc. Industrial Chemistry Semester-IV students for Training workshop on "Industrial Safety & Ergonomics" and one day industrial visit to your plant.

Students have learnt a lot on industrial safety, manufacturing processes of Soda ash, Cement, sodium bicarbonate and allied chemicals.

We are also thankful for warm and friendly welcome we all have received. Our students and faculty members had a very enriching & enjoyable day. We are also very much grateful to you and your esteemed company for proving breakfast and lunch to the students and staff members.

Please pass on our sincere gratitude to Shri Sanjeev Jain, Shri Jitesh Chauhan and entire team who provided their valuable time from their busy schedule. We understand and appreciate the amount of efforts that goes into a day like this.

It is nice that we have such mutually enriching relationship with Tata Chemicals Limited and we are looking forward to make it to a larger level in future.

Yours sincerely,

Dr. K. D. Ladva

MC Principal

Shree Manibhai Virani and
Smt. Navalben Virani Science College
(Autonomous) Rajkot.

II Swami Shriji II
SHREE MANIBHAI VIRANI & SMT NAVALBEN VIRANI SCIENCE COLLEGE
DEPARTMENT OF INDUSTRIAL CHEMISTRY

Organizes under UGC DBT "Star College" Scheme

One Day Hands on Training Workshop on



Unit Operation Equipment for Size Reduction

Venue: Industrial Chemistry Lab

Date: January 11, 2017

Technical Session: 10:00 am to 1:00 pm

Hands on Training Session: 02:00 pm to 05:00 pm

:Resource Person:

Mr. BimalKumar, Technical Head, Mass International, Haryana

Jaw Crusher

Roll Crusher

Ball Mill

Sieve Shaker

Cyclone
Separator

D.A. Tane
Co-ordinator:
Es. Dhawal A. Tane.

Ravi S. Tane
Head of Dept.
Es. Ravi S. Tane

Organizes under UGC DBT "Star College" Scheme
 One Day Hands on Training Workshop on
 Unit Operation Equipment for Size Reduction

Venue: Industrial Chemistry Lab

Date: January 11, 2017

Technical Session: 10:00 am to 1:00 pm

Hands on Training: 02:00 pm to 05:00 pm

Resource Person: Mr. Bimalkumar (Mass International - Haryana)



SN	DEPARTMENT	STUDENT NAME	SEMESTER	CATEGORY	EMAIL	CONTACT NO.
1	Chemistry	Nandha Nagan H	6	OBC	naganmhbuzz@gmail.com	9428588385
2	Chemistry	Chhetri Pragat B	6	General	pragatb14376@gmail.com	972722697
3	Biotech	Sahik Patel	4 th	General	patelsahik@gmail.com	972722697
4	Biotech	Rinal Bhayami	6 th	General	rinabhayami@gmail.com	9639903066
5	I.C.	Vivek Akhbari	4 th	General	vivekakhbari98@gmail.com	9452454710
6	I.C.	Bhanderi Khodidusk.	4 th	General	bhanderi.khodidusk@gmail.com	969773386
7	Ind.chem	Mehit Meheta	4 th	General	mehit.meheta@gmail.com	969773386
8	Ind.chem	Sakshiya Milam	4 th	General	milam.sakshiya@gmail.com	9512052608
9	Ind.chem	Shingala Ravi J.	4 th	General	shingalavr@gmail.com	9467163174
10	I.C.	Pramkhyia Baitesh P	4 th	General	pramkhyiafbaitesh@gmail.com	9642917221
11	I.C.	Kazema Reekshit D.	4 th	OBC	reekshitkazema@gmail.com	9524246387
12	I.C.	Rathod Subil. D.	4 th	General	rathodsubil@gmail.com	9662962202
13	Ind.chem	Rudrani Mehul B.	4 th	General	mehulrudrani07@gmail.com	9156008138
14	Ind.chem	Saharshi Pruthi Prashant V.	4 th	General	pruthi.saharshi@gmail.com	969773386
15	Ind.chem	Bhalala Jashmin B.	4 th	General	jashminbhalala65@gmail.com	9698441630

(Signature)
 Head of Department,
 Es. Navat. A. Tane

Co-Ordinator:
 Es. Dhaval A. Tane
 D.A. Tane



YOGI DIVINE SOCIETY PRERIT
SARVODAY KELAUNI SAMAJ SANCHALIT
**Shree Manibhai Virani & Smt. Navalben
Virani Science College (Autonomous),
Rajkot**

[Re-accredited at the 'A' level-CGPA 3.28 by NAAC,
'STAR College Scheme & Status by DBT-MST,
Accredited at the G-AAA 'A-1' grade by KCG -GOG,
A College with Potential for Excellence- CPE - Phase II by UGC]
"YOGIDHAM GURUKUL", Rajkot - Gujarat



FELICITATION

We on behalf of the institution and under the Divine Blessings of
H.D.H Hariprasad Swamiji Maharaj
Have great pleasure to offer the Felicitation with honor to

MR. BIMALKUMAR (Mass International - Haryana)

As a Resource Person for One Day Hands on Training Program under
DBT-STAR College Scheme on
UNIT OPERATION EQUIPMENT FOR SIZE REDUCTION

on

11th January 2017

Organized by


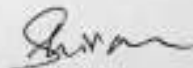
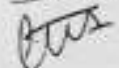





Industrial Chemistry Department

CO-ORDINATOR
Er. RAVI S. TANK
Head i/c


Principal
Dr. K. D. LADVA
Principal I/C

|| Swami shreeji ||

one day Hands on Training Workshop on
UNIT operation Equipment for Size Reduction

Sr. No.	Department	Sign.
1.	Chemistry	
2.	Biotechnology	
3.	Biochemistry	
4.	Computer Science & IT	
5.	Microbiology	
6.	Physics	
7.	Maths	
8.	Biologist	

Co-ordinator:-
Dr. Dhaval A. Tane
D.A. Tane


Head of Dept.,
Dr. Ravi S. Tane

Golden Jubilee Celebration of
Shree Manibhai Virani & Smt. Navalben Virani Science College (Autonomous), Rajkot.



State Level WORKSHOP
on
Introduction to GeoGebra
Jointly organized
by



Department of Mathematics
Shree Manibhai Virani & Smt. Navalben
Virani Science College(Autonomous), Rajkot.
&
Faculty of Science, Saurashtra University

Date:-14/10/2018

Resource Person: Jignasu Chauhan

Registration

S.No	Name of the Participant	College Name	Signature
✓ 1	Gramdha kinfal M	Shree H.N. Shukla College	[Signature]
✓ 2	Hirupara Darsheena N.	P.S. hirupara Mahila college	[Signature]
✓ 3	Chudasama Mital D.	P.S. hirupara mahila college, Jetpur	[Signature]
✓ 4	Vyas Mital K.	Bahauddin Science College, Junagadh	M.K. Vyas
# 5	Vadaliya Ekta V.	Om College of science, Junagadh	[Signature]
✓ 6	Ghotiya Jagruti	U.P.E.T Mahilashiksha clg	[Signature]
✓ 7	Chaniyara Pooja D.	U.P.E.T. mahilashiksha clg	[Signature]
✓ 8	Mansaniya Harshida G	U.P.E.T mahilashiksha clg, Morbi	[Signature]
✓ 9	Nita Ravaniya	Nanjing mahilashiksha clg, Morbi	[Signature]
✓ 10	Chandani Tanpara	AIITS, Rajkot	[Signature]
✓ 11	MEHTA DNEET DHIRAJ	SAINT PAUL SCHOOL, RAJKOT	[Signature]
✓ 12	Sagar Sorathiya	MATRU MANDIR COLLEGE, RAJKOT	[Signature]
✓ 13	Meel Chauraniya	Shree H.N. Shukla College	[Signature]
✓ 14	Jatin Ramamandi.	Shri M.P. Patel B.ed college	[Signature]
✓ 15	Bhutasuma mitesh	Elite Inst. of Sci	[Signature]
✓ 16	Dodiya Jaydeep	S.J. verma mahilashiksha clg, Morbi	[Signature]
✓ 17	Ghuhun Rujkumar K.	Noble science college	[Signature]
✓ 18	Jayant U Tripathi	Christ college, Rajkot	[Signature]
✓ 19	Dr. Naresh Ardia	H & H. B. Kotak Inst	[Signature]
✓ 20	Dr. Gaurang V. Ghodasara	"	[Signature]
✓ 21	Vagharia Vinaychandra H	Kamani Sc. College, Amreli	[Signature]
✓ 22	Ram Rajesh Ranabhai	Govt. Sci. College	[Signature]

- Venaval

Golden Jubilee Celebration of
Shree Manibhai Virani & Smt. Navalben Virani Science College (Autonomous)

State Level Workshop
on

Introduction to GeoGebra

Jointly organized by

Department of Mathematics

Shree Manibhai Virani & Smt. Navalben Virani Science College
(Autonomous), Rajkot.

&

Faculty of Science, Saurashtra University



Certificate

This is to certify that Mr./Ms./Prof./Dr. _____ of

_____ has actively participated in the State Level

Workshop on Introduction to Geogebra held on 14th October 2018 at Department of

Mathematics Shree Manibhai Virani & Smt. Navalben Virani Science College, Rajkot.

Mr. J. N. Chauhan
Head, Dept. of Mathematics

Dr. Mehul Rupani
Dean, Faculty of Science,
Saurashtra University

Dr. K. D. Ladva
Principal

Golden Jubilee Celebration of
Shree Manibhai Virani & Smt. Navalben Virani Science College (Autonomous), Rajkot.



State Level WORKSHOP
on
Introduction to GeoGebra
Jointly organized
by



Department of Mathematics
(Golden Jubilee Celebration)
Shree Manibhai Virani & Smt. Navalben
Virani Science College (Autonomous), Rajkot.
&
Faculty of Science, Saurashtra University, Rajkot.

Date:-14-10-2018

Exercise

Perform the following exercises in Geogebra.

1. Observe the file menu of Geogebra and create one new .ggb file.
2. Try view menu and make changes in default views - close and reopen all the views like Graphics view, Algebra view, Spreadsheet view and Input Bar.
3. Go to Options >Restore Default Settings to restore views.
4. Draw some objects like points, line, line segment, circle, triangle, polygon, ellipse etc.
5. Click on file menu to save the file assigning some name in a folder of your choice.
6. Save graphic view to clipboard using edit menu and open paint and paste the image by pressing "ctrl + v" and save the file in .jpg or .bmp or .png format. go back in Geogebra window.
7. Plot a few point (line, line segment, circle, triangle, polygon, ellipse etc.) and format them to change color, style, size etc.
8. Display only name, only value, name and value of various objects you have created.
9. Using Geometry view, draw a line segment (and/or triangle, square, polygon and ellipse etc.) and use move around point to rotate.
10. Draw a circle or ellipse and plot a point on them using "point on the object tool" then move the point on that curve.
11. Draw any object (like, line, line segment, circle, triangle, polygon, ellipse etc.) then plot a point (say A) on it, using the attach/detach point tool attach/detach the point A from the object.
12. Draw any two objects (like, line, line segment, circle, triangle, polygon, ellipse etc.) such that they intersect each other then use "intersect tool" to find and plot the point of intersection of those curves and identify them.

13. Either draw two points or draw any objects like line segment, triangle, polygon etc.) Use "mid point or center tool" to find the mid-point of two points selected on objects (eg: mid-point of any side or any pair of vertices).
14. Use "Complex Number Tool" to plot points as Complex Numbers.
15. Use "Line Tool" to plot straight line of your choice.
16. Plot two points then Use "Line Tool" to plot straight line.
17. Use "Line segment Tool" to plot line segment of your choice.
18. Plot two points then Use "Line segment Tool" to plot line segment.
19. Use "Line segment with given length tool" to plot a line segment with length 5 units.
20. Use "Ray tool" to plot a ray.
21. Use "poly line tool" to draw the poly line with 4 line segments.
22. Plot two points and draw a vector (Say v) joining those two points.
23. Select a point and draw a vector from that point parallel to above vector (v).
24. Selecting a line (or a segment) and a point creates a straight line through that point perpendicular to the line (or segment).
25. First draw line g and a point A , then Select parallel line tool select the line g and the point A to draw the straight line through A parallel to g .
26. Click on either a segment (or interval) s or two points A and B in order to create a perpendicular bisector.
27. Angle bisectors can be defined in two ways:
 - (i) Selecting three points A , B , and C produces the angle bisector of the enclosed angle, where point B is the apex.
 - (ii) Selecting two lines produces their two angle bisectors.
28. Select a point and a conic to produce all tangents through the point to the conic.
29. Select a line and a conic to produce all tangents to the conic that are parallel to the selected line.
30. Plot a set of points then create the best fit line for that set of points using Best Fit Line Tool, as follows :
 - (i) Creating a selection rectangle that contains all points.
 - (ii) Selecting a list of points
31. Polygon Tool: - Successively select at least three points which will be the vertices of the polygon. Then, click the first point again in order to close the polygon.
32. Regular Polygon Tool: - Select two points A and B and specify the number n of vertices in the input field of the appearing dialog window. This gives you a regular polygon with n vertices including points A and B .
33. Rigid Polygon Tool: -Successively select at least three free points which will be the vertices of the polygon. Then, click the first point again in order to close the polygon. The resulting polygon will keep the shape: you can move it and rotate it by moving two vertices.
34. Vector Polygon Tool: -Successively select at least three free points which will be the vertices of the polygon. Then, select the first point again in order to close the polygon. The resulting polygon will keep the shape when the first point is dragged, but the other vertices can be moved freely.

35. Circle with Center through Point Tool: - Selecting a point M and a point P defines a circle with center M through P.
36. Circle with Center and Radius Tool : - Select the center point, then enter the radius in the text field of the appearing dialog window.
37. Compass Tool: - Select a segment or two points to specify the radius. Then, click on a point that should be the center of the new circle.
38. Circle through 3 Points Tool: - Selecting three points defines a circle through these points.
39. Semicircle through 2 Points Tool: - Select two points A and B to create a semicircle above the segment (or interval) AB.
40. Circular Arc Tool: - First, select the center point of the circular arc. Then, select the starting point of the arc and another point that specifies the length of the arc.
41. Circumcircular Arc Tool: - Select three points to create a circular arc through these points. Thereby, the first selected point is the starting point of the arc, the second one lies on the arc, and the third selected point is the endpoint of the arc.
42. Circular Sector Tool: - First, select the center point of the circular sector. Then, select the starting point of the sector's arc and another point that specifies the length of the sector's arc.
- 43.
44. Circumcircular Sector Tool: - Select three points to create a circular sector through these points. Thereby, the first given point is the starting point of the sector's arc, the second one lies on the arc, and the third given point is the endpoint of the sector's arc.
45. Ellipse Tool: - Select the two foci of the ellipse. Then, specify a third point that lies on the ellipse.
46. Hyperbola Tool: - Select the two foci of the hyperbola. Then, specify a third point that lies on the hyperbola.
47. Parabola Tool: - Select a point (focus) and the directrix of the parabola, in any order.
48. Conic through 5 Points Tool: - Selecting five points produces a conic section through these points.

Measurement Tools: -

49. Angle Tool: - Click on three points to create an angle between these points. The second point selected is the vertex of the angle.
- 1) Click on two segments to create the angle between them.
 - 2) Click on two lines to create the angle between them.
 - 3) Click on two vectors to create the angle between them.
 - 4) Click on a polygon to create all angles of this polygon.
50. Angle with Given Size Tool: - Select a leg point, then the angle vertex and type the angle's size into the input box of the appearing window.
51. Distance or Length Tool: - This tool returns the distance between two points, two lines, or a point and a line as a number. It can also be used to measure the length of a segment (or interval), the circumference of a circle, or the perimeter of a polygon.
52. Area Tool: - This tool gives you the area of a polygon, circle, or ellipse as a number and shows a dynamic text in the Menu view Graphics View.

- 6'
53. Slope Tool: - By selecting a line, this tool gives you the slope of a line and shows a slope triangle in the Menu view Graphics View.
 54. Transformation Tools: -
 55. Reflect about Line Tool: - Select the object you want to reflect. Then, click on a line to specify the mirror/line of reflection.
 56. Reflect about Circle Tool: - Inverts a geometric object about a circle. Select the object you want to invert. Then, click on a circle to specify the mirror/circle of inversion.
 57. Rotate around Point Tool: - Select the object you want to rotate. Then, click on a point to specify the center of rotation and enter the rotation angle into the text field of the appearing dialog window.
 58. Translate by Vector Tool: - Select the object you want to translate. Then, click on the translation vector or click twice to make a vector.
 59. Dilate from Point Tool: - Select the object to be dilated. Then, click on a point to specify the dilation center and enter the dilation factor into the text field of the appearing dialog window.
 60. TEXT tool: - Click in the Menu view on TEXT tool in Graphics View to create a new text at location of your choice.
 61. Image Tool: -This tool allows you to insert an image into the Menu view graphics.svg Graphics View. First, specify the location of the image in one of the following two ways: Click in the Menu view Graphics View to specify the position of the image's lower left corner. Click on a point to specify this point as the lower left corner of the image.
 62. Pen Tool: - The Pen Tool allows the user to add freehand notes and drawings to the Menu view graphics.svg Graphics View. This makes the Pen Tool particularly useful when using GeoGebra for presentations or with multimedia interactive whiteboards. To add a freehand note onto a region of the Menu view graphics.svg Graphics View, activate the tool and draw on your touch screen or with your mouse by holding the left mouse button
 63. Relation Tool: - Select two objects to get information about their relation in a pop-up window.
 64. Function Inspector Tool: - Enter function $f(x) = 0.5x^2 + 3x - 5$ in the input bar then Then choose the Function Inspector tool. In the tab Interval you can specify the interval, where the tool will find minimum, maximum, root, etc. of the function. In the tab Points several points of the function are given (step can be changed). Slope etc. can be found at these points.
 65. Freehand Shape Tool: - The Freehand Shape Tool lets you either sketch a function, or you can draw a freehand circle, segment or polygon and it will be recognized and converted to an exact shape.
 66. Slider Tool: - Click on any free place in the Menu view graphics.svg Graphics View to create a slider for a number or an angle. The appearing dialog window allows you to specify the Name, Interval [min, max], and Increment of the number or angle, as well as the Alignment and Width of the slider (in pixels), and its Speed and Animation modality.
 67. Check Box Tool: - Clicking in the Menu view Graphics View creates a check box that allows you to show and hide one or more objects. In the appearing dialog window you can specify which objects should be affected by the check box. (Advanced tool This may be skipped as it requires advanced features)

68. Button Tool: - Activate the tool and click in the Menu view Graphics View to insert a button. In the appearing dialog you may set its caption and OnClick script. (This may be skipped as it requires advanced features like scripting which we are not covering right now)
69. Input Box Tool: - Click in the Menu view Graphics View to insert an Input Box. In the appearing dialog you may set its caption and the linked object. (Advanced tool This may be skipped as it requires advanced features)

Using INPUT BAR:-

Draw graphs of the following functions by entering equations in the INPUT BAR.

70. $x=3, y=5$
 71. $y=2x+7$
 72. $5x+3y+2=0$
 73. $x \geq 2, x \leq 5$
 74. $x + y < 7$
 75. $(x-2)^2+(y-3)^2=25$
 76. $x^2/25+y^2/9=1$
 77. $x^2/25-y^2/9=1$
 78. $x*y=10$
 79. $(x-3)^2 + y^2 < 4$
 80. $y \leq x^2 - 4$
 81. $y=x^5+x^4+x^3+x^2+x+3$
 82. $g(x) = (x-1)(x+2)(x+3)$
 83. $g'(x)$
 84. $g''(x)$ TWO SINGLE APOSTROPHES!
 85. $(x-3)^2 + (y+2)^2 \leq 9$
 86. $(x-3)^2 + (y+2)^2 \geq 9$
 87. $y=x^5+x^4+2*x^3+7*x^2+3*x+3$
 88. $y=x^5+x^4+x^3+x^2+x+3$
 89. $f(x) = 2x + 3$
 90. $x^3 - y^2 + 2 = 0$
 91. $x^3 - y^2 - 3x + 2 = 0$
 92. $3x^3 + 5xy^2 + 5x^2 - 5y^2 = 0$
 93. $x^3 + xy^2 - 2x^2 + y^2 - 4x - 4y + 4 = 0$

Create a slider n then enter each of these in the input line:

94. Circle[(1,2), n]
 95. Polygon[(0,0), (1,-1), n]

Exploring Polynomials

Let's explore a cubic polynomial in a couple of different ways.

We will first use the traditional commands, then we will use the new Function Inspector Tool.

1. Begin by opening a new GeoGebra document. Show the Algebra View and coordinate axes.
2. Enter the cubic polynomial

$$f(x) = 0.5x^3 + 2x^2 + 0.2x - 1$$

3. Create the roots of polynomial f: $R = \text{Root}[f]$.

If there are more than one root, GeoGebra will produce subscripts for their names if you type in $R =$ (e.g. R1, R2, R3).

4. Create the maximum and minimum of polynomial f: $E = \text{Extremum}[f]$

5. Create the inflection point of polynomial f: $I = \text{InflectionPoint}[f]$

Exploring Polynomials Using the Function Inspector

1. Begin by opening a new GeoGebra document. Show the Algebra View and coordinate axes. Enter the same polynomial as before.
2. Activate the Function Inspector Tool.

Parametric Equations

1. Open a new GeoGebra Window. Show the Algebra View, the Graphics View, and the coordinate axes.

2. Parametric equations are graphed using the $\text{Curve}[]$ Command. The $\text{Curve}[]$ Command works as follows:

$\text{Curve}[x(t), y(t), t, t \text{ start}, t \text{ end}]$

You do not need to use t as the variable.

3. Type the following into the Input Line, then press Enter. Notice what happens in each:

$\text{Curve}[s, s^2, s, -1, 2]$

$\text{Curve}[\cos(2t), \sin(3t), t, -2\pi, 2\pi]$

Create a slider named k and graph $\text{Curve}[\cos(k t), \sin(3t), t, -2\pi, 2\pi]$. Notice the space between k and t .

3D graphics: -

1. Click on view menu and select 3D graphics.
2. Make the point $A=(2, 1, 1)$ and $B = (1, 3, 1)$ Make line through A and B.
3. Make point $C= (2, 2, 0)$ $D = (3, 2, 1)$ and $E = (1, 3, 1)$ Make the plane through C, D and E.
4. Circle with Axis through Point Tool: - Select the axis (that may be a line, a ray or a segment), then a point on the circle.
5. Make a sphere with center $C = (2, 2, 1)$ and radius 1. Find the intersection between the sphere and line.
6. Find the intersection between the sphere and the plane.
7. Enter $x+y+z=1$ in input bar to draw plane.
8. Use sphere with center through point tool: - Select the tool and to draw sphere Select the center point, then another point to create a sphere..
9. Sphere with Center and Radius Tool: - Select the center point and enter the radius in the text field of the appearing dialog window.
10. Regular Tetrahedron Tool: - Draw Tetrahedron using this tool.
11. Plane through 3 Points Tool: - Select three points to create a plane.

Spreadsheet menu:-

1. Click on view and select spreadsheet view from that.
2. Enter 10 random numbers in two column each.
3. Use spreadsheet view tools to create list and matrix from spreadsheet view.
4. Perform few operations like sum, mean, count, minimum, and maximum using spreadsheet tools.