

# SHRI M & N VIRANI SCIENCE COLLEGE

## NON AIDED

BALANCE SHEET AS AT 31.03.2018

Liabilities	Amt.Rs.	Amt.Rs.	Assets	Amt.Rs.	Amt.Rs.
<b>SHRI SARVODAY KELAVANI SAMAJ, RAJKOT</b>			<b>Movable Assets</b> (As per Schedule-1)		34678319.00
Opening Balance	38850415.45				
Receipt during the year	10991158.00				
Paid during the year	37919706.00				
Add.: Excess of Income during the year	31437209.20				
		43359077.65	<b>DEPOSITS</b>		
			Telephone Deposit	1000.00	
			Gas Deposit	4100.00	
			RMC New Water Connect.	20000.00	
			<b>STAFF LOANS,</b>		
			Bhavsinh Talatiya	4000.00	
			Gautam Thummar	14000.00	
			Hitesh Solanki	12400.00	
			Hitesh Ghodasara	33000.00	
			Kuldeep Maru	8000.00	
			Mahendra Solanki	3500.00	
			Manish Parmar	5000.00	
			Rashmin Lalakiya	56000.00	
					135900.00
<b>OTHER LIABILITIES</b>			<b>Advance Against</b>		10000.00
Alumni Fees	5387513.00				
Caution Money	3607500.00				
Caution Money (P.G.)	142000.00				
Advance Fee	13500.00				
Century Sci.Agency	357.00				
Krishna sci.Traders	4200.00				
Kushal Books	9854.00				
Nachiketa Trading Co.	27634.00				
Growel Infotech	31250.00				
Zeal Tech	118448.00				
Tara Machine & Tech Ser.P.L.	28995.00				
Student Scholarship	58900.00				
Tds On Advt	32.00				
Tds On Contract	14231.00				
Tds On Professionals	7500.00				
Dev Bio Medical Waste Mgmt Se	70000.00				
M & N Virani Pg Sf	1076293.00				
M & N Virani Pg Ugc	550996.00				
Sau Uni exam fee	583040.00				
Nayara Energy Ltd	80000.00				
		11812143.00	<b>BANK &amp; CASH BALANCE</b>		
			Central Bank Of India-303	99013.08	
			The Co.Op.Bank Ltd.	5867.00	
			The Kamatak Bank		
			A/c. No. 65820001002520	5553.00	
			Central Bank Of India-3309926123	3982418.61	
			Hdfc bank Ltd	10089647.81	
			BOB A/c.No.15010100018592	2313147.15	
			Cash on hand	119675.00	
					16615321.65
			<b>OTHER ASSETS</b>		
			Anlon Chemical Res.Org.		75005.00
			GMDC Ltd.Akri Mota Power Plant		71116.00
			Ultratech Cement Ktd		1534.00
			Uniwold Sugars P.L.		51479.00
			Vamsana Ispat Ltd		320668.00
			Gyanyagna College OF Sci.& Mgmt		8000.00
			M & N Virani Ugc		1600000.00
			Usha Enterprise		88045.00
			Anton Paar India P.L.		1170770.00
			Baburam Ramrekhari		300000.00
			Ecocare Infrastructures P.L.		10552.00
			Vijay Travels		9511.00
<b>TOTAL Rs.</b>		<b>55171220.65</b>	<b>TOTAL Rs.</b>		<b>55171220.65</b>

Above balance are as per books of account as produce before us.

For, H.M.VAKHARIYA & ASSOCIATES  
CHARTERED ACCOUNTANTS

Hemant M. Vakhariya  
Proprietor  
Membership No.112212  
FRN : 122762W



  
SECRETARY  
Sarvoday Kelavani Samaj-Rajkot

  
PRINCIPAL  
Shri M & N Virani Sci.College

Place : Rajkot  
Date : 30/08/2018

# SHRI M & N VIRANISCIENCE COLLEGE

## NON AIDED

Income & Expenditure Account for the Year ended 31.03.2018

Income	Amt.Rs.	Amt.Rs.	Expenditures	Amt.Rs.	Amt.Rs.
<b>FEES INCOME</b>					
Tutions		68172724.00	Teaching & Non teaching		29508148.00
Internal & Uni. Practical		846750.00	Visiting Lecture Exp.		669614.00
Training & Placement Fee		365500	Advertisement		821748.00
SSC-NSQF Level A & C Fee		445500	Audit Fees		34000.00
Technical Assignment/Training /Project		1335200	Bank Commission		12884.79
Language Lab-ERP		2414855	Building Depreciation Exp.		724724.00
Exam Conduct /Centre Income		234000.00	CCTV Camera Installation charge		1378.00
Library & Learning Resources		158400.00	Consumable Exp.		149320.00
Soft/Computer Skill		1424000.00	Conveyance		21317.00
Ability Enhancement Courses Fees		538000.00	Educational Tour Exp.		324897.00
Exam Fee		6471410.00	Depreciation Exp.		5873845.00
			Electric Exp.		1518255.00
			Examination Exp.		557999.00
<b>OTHER INCOME</b>			Faculty Development Programme		2925.00
Bank Interest		25241.00	Farmer Health Card (Soil) Lab Exp.		55145.00
Other Income		331696.10	Farmer Health card Con.Exp.		21833.00
Envi.Audit.Income		2416204.00	Farmer Health Card (Soil) Remu.Exp.		1475400.00
			Function & Event		539496.00
<b>GRANTS</b>			GSBTM Crash Workshop Exp.		972970.00
Farmer Health Card		3938266.00	Hospitality exp.		81701.00
GSBTM Crash Workshop		1098840.00	Housekeeping exp.		1764965.00
			Internet Exp.		239683.00
			Lab Exp.		1357564.00
			Labour Exp.		29231.00
			Library Periodicals		65270.00
			Misc. Exp.		1288.80
			Office Exp.		89465.00
			P.F.Contribution		899305.00
			Postage & Courier charge		7530.00
			Professional Fees		244334.00
			Repairs & Main.		2465769.00
			Security Exp.		1263120.00
			Seminar Exp.		5105.00
			Sport Ex[p.		85222.00
			Staff Welfare Exp.		402887.00
			Stationery & Printing Exp		1014142.00
			RMC Building Tax		697077.00
<b>Carry Forward Rs.</b>		<b>90216586.10</b>	<b>Carry Forward Rs.</b>		<b>53999557.69</b>



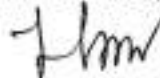
# SHRI M & N VIRANI SCIENCE COLLEGE NON AIDED

## Income & Expenditure Account for the Year ended 31.03.2018

Income	Amt.Rs.	Amt.Rs.	Expenditures	Amt.Rs.	Amt.Rs.
<u>Brought Forward Rs.</u>		90216586.10	<u>Brought Forward Rs.</u>		53999557.59
			Student Activity Exp.		69330.00
			Tada Resource Person		1068912.00
			TDS Exp.		1072.00
			Telephone Exp.		114252.00
			Travelling Exp.		984197.31
			Veihcal Repairs & Maint.		190193.00
			Water Exp.		156000.00
			Gardening Exp.		2505.00
			Farmar Health Card Stationery & Prin.		501155.00
			Workshop Mis.Exp.		6696.00
			Farmar Health Card Misc.Exp.		18855.00
			Sau.Uni.Exam Remu.Exp.		73625.00
			Fire & Safety Exp.		4685.00
			Enviroment Audit Exp.		18752.00
			Exam Conduct Exp		200700.00
			Exam Remu.(Auto.) Exp.		825220.00
			SEC 111 (Value Added Courses) Exp.		543670.00
			Excess of Income		
			Transfer to Shri Sarvoday		
			Kelavani Samaj, Rajkot		31437209.20
<b>Total Rs.</b>		<b>90216586.10</b>	<b>Total Rs.</b>		<b>90216586.10</b>

Above balance are as per books of account as produce before us.

For, H.M.VAKHARIYA & ASSOCIATES  
CHARTERED ACCOUNTANTS

  
Hemant M.Vakhariya  
Proprietor  
Membership No.112212  
FRN : 122762W



  
SECRETARY  
Sarvoday Kelavani Samaj-Rajkot

  
PRINCIPAL  
Shri M & N Virani Sci.College

Place : Rajkot  
Date : 30/08/2018

# SHRI M & N VIRANI SCIENCE COLLEGE

## NON AIDED

Schedule forming part of Balance Sheet for the financial year 2017-2018

### Schedule - 1 Movable Assets

Amount in Rs.

Description of Assets	Opening Bal.	Add./-Del.	Depreciation	Closing Balance
Air Conditioner	1972295.00	141450.00	317062.00	1796683.00
Air Cooler	5361.00	0.00	804.00	4557.00
Attend I-Face Device Machine	58069.00	0.00	8710.00	49359.00
Audio Sound System	2622.00	0.00	393.00	2229.00
B.T.Books A/c.	49042.00	0.00	7356.00	41686.00
B.T.Laboratory Instruments	386852.00	0.00	58028.00	328824.00
CCD Colour IR DOM Camera	749625.00	0.00	112444.00	637181.00
Cold Room Refring. System	296887.00	0.00	44533.00	252354.00
Computer Software	545371.00	146576.00	249383.00	442564.00
Computer Systems	1198660.00	1023298.00	697375.00	1524583.00
Computer Systems (CS & CD)	2383.00	0.00	953.00	1430.00
Computer Networking System	5724.00	38928.00	17381.00	27271.00
Counting Machine	21129.00	0.00	3169.00	17960.00
D.M.L.T.Lab Instruments	7867.00	0.00	1180.00	6687.00
Educational CD Purchase	44458.00	0.00	6669.00	37789.00
Electric Fan	1442.00	0.00	216.00	1226.00
Electric Equipment	1639310.00	506464.00	311016.00	1834758.00
Electronics Equipments A/c	373254.00	151960.00	78200.00	447014.00
Farmer Health Card Lab Ins.	265192.00	111783.00	56546.00	320429.00
Fire & Safety Equipment	14185.00	304.00	2173.00	12316.00
Furniture Fixtures	11851202.00	1313461.00	1289728.00	11874935.00
Generator (250KV DG SET) A/c	428845.00	0.00	64327.00	364518.00
GSBTM Grant Book	9215.00	0.00	1382.00	7833.00
I.C.Lab.Instruments	154754.00	0.00	23213.00	131541.00
Laboratory Instruments	7696259.00	1145203.00	1308219.00	7533243.00
Library Books A/c.	303619.00	346959.00	96657.00	553921.00
Library I.C.Books A/c.	40714.00	0.00	6107.00	34607.00
Manfrotto Midi Twin System(Video Came	28247.00	0.00	4237.00	24010.00
Mike System	42472.00	0.00	6371.00	36101.00
Multi Media Projector	155020.00	0.00	23253.00	131767.00
Musical Instruments	6866.00	0.00	1030.00	5836.00
Office Accessories	5624.00	23518.00	4313.00	24829.00
Over Head Projector	10225.00	0.00	1534.00	8691.00
Computer Printer	134404.00	137680.00	37303.00	234781.00
Projector A/c.	530715.00	259800.00	109900.00	680615.00
R.O.Systems	73991.00	0.00	11099.00	62892.00
Refrigerator	44739.00	10164.00	8235.00	46668.00
Scooter Yamaha Fazer-2085	6110.00	0.00	917.00	5193.00
Soda Maker Machine	60292.00	0.00	9044.00	51248.00
Solar Power Generating System	3850901.00	375200.00	633915.00	3592186.00
Sound System	752115.00	0.00	112817.00	639298.00
Speaker	1336.00	0.00	200.00	1136.00
Sports Equipments	131665.00	22850.00	21464.00	133051.00
Swarnim Gujarat Books	5666.00	0.00	850.00	4816.00
Swarnim Gujarat Instruments	56666.00	59990.00	17498.00	99158.00
Swarnim Gujarat Sport Equip.	9092.00	0.00	1364.00	7728.00
Telephone Instruments	36192.00	15576.00	7128.00	44640.00
Television	6144.00	0.00	922.00	5222.00
Vacuum Cleaner	12372.00	0.00	1856.00	10516.00
Vehicle	69742.00	0.00	10461.00	59281.00
Waste Paper Recycling Machine	323513.00	0.00	48527.00	274986.00
Water Cooler	12220.00	0.00	1833.00	10387.00
Wending Machine	14460.00	0.00	2169.00	12291.00
Zerox Machine A/c	215875.00	0.00	32381.00	183494.00
<b>TOTAL</b>	<b>34721000.00</b>	<b>5831164.00</b>	<b>5873845.00</b>	<b>34678319.00</b>



**SARVODAY KELAVANI SAMAJ RAJKOT MANAGED  
SHRI M & N VIRANI SCIENCE COLLEGE NON AIDED**

**BALANCE SHEET AS ON 31.03.2019**

Liabilities	Amt.Rs.	Amt.Rs.	Assets	Amt.Rs.	Amt.Rs.
<b>SHRI SARVODAY KELAVANI SAMAJ, RAJKOT</b>			<b>Movable Assets</b>		
Opening Balance	4335077.66		(As per Schedule-1)		37236983.00
Receipt during the year	42916228.00		<b>DEPOSITS</b>		
Paid during the year	30884148.00		Telephone Deposit		1000.00
Add: Excess of Income during the year	949195.59		Gas Deposit		4100.00
		56340354.24	RMC New Water Connect.		20000.00
<b>OTHER LIABILITIES</b>			<b>STAFF LOANS</b>		
Alumni Fees	5390013.00		Bhavsinh Talatiya	22000.00	
Caution Money	3128500.00		Ashok Hemnatis Solanki	2500.00	
Caution Money (P.G.)	142000.00		Hitosh Chandubhai Solanki	26000.00	
GST-CGST Payable	90778.00		Hiren Rajeshbhai Kavathiya	120000.00	
GST-IGST Payable	20925.00		Kuldeep Maru	18000.00	
GST-SGST Payable	90778.00		Inderjit J Valukiya	18000.00	
SEC-111 (Value Added Courses)	414650.00		Vipul H Ghorvadiya	60000.00	
Century Sci.Agency	357.00		Jayeshbhai B Mehta	24000.00	
Krishna sci.Traders	4200.00		Hitesh M Vaghela	20000.00	
Kushal Books	9854.00		Manish Parmar	30000.00	
Non Teaching Salary Payable	4996.00		Rashmin Lalakiya	52000.00	
Growel Infotech	31250.00				392500.00
Premier Infotech	259129.00		<b>Advance Against Exp.</b>		10000.00
Tara Machine & Tech Sar.P.L.	28995.00				
Student Scholarship	64350.00		<b>BANK &amp; CASH BALANCE</b>		
Knowledge Consortium of Guj.	10000.00		Axis Bank Ltd.-818020102362282	8190971.60	
Tds On Contract	86060.00		The Co Op Bank. Ltd.-994	5867.00	
Tds On Professionals	18200.00		Central Bank Of India-3309926123	6131685.07	
Usha Enterprise	104134.97		HDFC Bank Ltd.-03787620000093	8006.19	
M & N Virani PG SF	2199122.00		BOB A/c No. 15010100018592	361213.35	
M & N Virani PG UGC	620194.00		Cash on hand	206523.00	
Sau Uni Exam Fees	560330.00				14904266.21
Vedanta Ltd.	32938.00	13311753.97			
			<b>OTHER ASSETS</b>		
			Anlon Chemical Res.Org		75005.00
			Adani Power Ltd		125548.00
			Distromed Bio Clean Pvt.Ltd.		86832.00
			Ultratech Cement Ktd		133293.00
			Uniwold Sugars P.L.		51479.00
			Vansana Ispat Ltd		38918.00
			Gyanagna College Of Sci.& Mgmt		15000.00
			M & N Virani Ugc		600000.00
			Excel Corp Care Limited		265117.00
			Mono Steel India Ltd.		293467.00
			Advance Fees		5500.00
			Aarti Industries Ltd.		16605.00
			Boes Electricals		125500.00
			Dipali Handicraft		162000.00
			Girraj Industrial Gases		20000.00
			M & J Wellness Centre		64400.00
			Merit Diagnostics Pvt.Ltd.		56640.00
			Nachketa Trading Co.		4230.00
			Premchand Dayalal Shah		83072.00
			Atmiya University		14880653.00
<b>TOTAL Rs.</b>		<b>69652108.21</b>	<b>TOTAL Rs.</b>		<b>69652108.21</b>

Above balance are as per books of account as produce before us.

For, H.M.VAKHARIYA & ASSOCIATES  
CHARTERED ACCOUNTANTS

*Hm*  
Homant M Vakhariya  
Proprietor  
Membership No.1122  
FRN : 122762W  
UDIN : 19112212AAAAGG2106



*[Signature]*  
SECRETARY

Secretary  
Sarvoday Kelavani Samaj  
RAJKOT.

*[Signature]*  
PRINCIPAL

(Dr. K. D. Ladva)  
Principal  
Shri M. & N. Virani Science College  
Rajkot

Place : Rajkot  
Date : 24/09/2019

**SARVODAY KELAVANI SAMAJ RAJKOT MANAGED**

**SHRI M & N VIRANI SCIENCE COLLEGE NON AIDED**

**Income & Expenditure Account for the Year ended 31.03.2019**

Income	Amt.Rs.	Amt.Rs.	Expenditures	Amt.Rs.	Amt.Rs.
<b><u>FEES INCOME</u></b>					
Tutions		47719386.00	Teaching & Non teaching		21278150.00
Internal & Uni. Practical		2250.00	Visiting Lecture Exp.		384069.00
Training & Placement Fee		281250			
SSC-NSQF Level A & C Fee		281500	Advertisement		21260.00
Technical Assignment/Training /Project		845800	Audit Fees		35000.00
Language Lab-EPP		11500	Bank Commission		4256.20
Exam Conduct /Centre Income		147145.00	Building Depreciation Exp.		652251.00
English Proficiency-CSD Fees		1600.00	Day Care Center Exp.		21271.00
Soft/Computer Skill		904000.00	Consumable Exp.		56249.00
Ability Enhancement Courses Fees		1196000.00	Conveyance		47622.00
Exam Fee		6751780.00	Educational Tour Exp.		125410.00
			Depreciation Exp.		6918631.00
			Electric Exp.		1937404.00
			Examination Exp.		980947.00
			Faculty Development Programme		29285.00
<b><u>OTHER INCOME</u></b>			Farmar Health Card (Soil) Lab Exp.		1148884.00
Bank Interest		41984.39	Farmar Health card Conti.Exp.		16525.00
Other Income		319204.00	Farmar Health Card (Soil) Remu.Exp.		1291663.00
Envi.Audit.Income		2951390.00	Function & Event		1284981.00
Analytical & Synthetic Service		157560.00	GSBTM Crash Workshop Exp.		935048.00
Day Care Center Income		32800.00	Lab Chemical Exp.		455716.00
			Housekeeping exp.		2289321.00
<b><u>GRANTS</u></b>			Internet Exp.		289996.00
Farmar Health Card		1150224.00	Lab Exp.		2752637.00
GSBTM Crash Workshop		920739.00	Labour Exp.		6136.00
GSBTM Plant Tissue Grant		81000.00	Library Periodicals		117376.00
GSBTM Biothon Project		45000.00	Misc. Exp.		11982.00
			Office Exp.		239726.00
			P.F.Contribution		817289.00
			Postage & Courier charge		6778.00
			Professional Fees		17620.00
			Repairs & Main.		1589844.00
			Security Exp.		1288560.00
			Seminar Exp.		35151.00
			Sport Exp.		49044.00
			Staff Welfare Exp.		354070.00
			Stationery & Printing Exp		1041525.00
			RMC Building Tax		343055.00
<b>Carry Forward Rs.</b>		<b>63842112.39</b>	<b>Carry Forward Rs.</b>		<b>48874732.20</b>

SARVODAY KELAVANI SAMAJ RAJKOT MANAGED  
SHRI M & N VIRANI SCIENCE COLLEGE NON AIDED

Schedule forming part of Balance Sheet for the financial year 2018-2019

Schedule - 1 Movable Assets

AMOUNT IN RS.

Description of Assets	Opening Bal.	Add./-Del.	Depreciation	Closing Balance
Air Conditioner	1796683.00	117000.00	278277.00	1635406.00
Air Cooler	4557.00	0.00	684.00	3873.00
Attend I-Face Device Machine	49359.00	0.00	7404.00	41955.00
Audio Sound System	2229.00	0.00	334.00	1895.00
B. T. Books A/c.	41686.00	0.00	6253.00	35433.00
B. T. Laboratory Instruments	328824.00	0.00	49324.00	279500.00
CCD Colour IR DOM Camera	637181.00	6500.00	96065.00	547616.00
Cold Room Refring. System	252354.00	0.00	37853.00	214501.00
Computer Software	442534.00	311074.00	287535.00	466103.00
Computer Systems	1524583.00	2286618.00	1515815.00	2295386.00
Computer Systems (CS & CD)	1430.00	0.00	572.00	858.00
Computer Networking System	27271.00	39919.00	21131.00	46059.00
Counting Machine	17960.00	25000.00	6444.00	36516.00
D. M. L. T. Lab Instruments	6637.00	0.00	1003.00	5634.00
Educational CD Purchase	37789.00	0.00	5668.00	32121.00
Electric Fan	1226.00	0.00	184.00	1042.00
Electric Equipment	1834758.00	105382.00	288668.00	1651472.00
Electronics Equipments A/c	447014.00	76229.00	77961.00	445282.00
Farmer Health Card Lab Ins.	320429.00	0.00	48064.00	272365.00
Fire & Safety Equipment	12316.00	7144.00	2383.00	17077.00
Furniture Fixtures	11874935.00	2186143.00	1385112.00	12675966.00
Generator (250KV DG SET) A/c	364518.00	0.00	54678.00	309840.00
GSBTM Grant Book	7833.00	0.00	1175.00	6658.00
Gas Cylindar	0.00	2840.00	213.00	2627.00
I. C. Lab. Instruments	131541.00	0.00	19731.00	111810.00
Laboratory Instruments	7533243.00	3456131.00	1587138.00	9402236.00
Library Books A/c.	553921.00	187080.00	108556.00	632445.00
Library I. C. Books A/c.	34607.00	0.00	5191.00	29416.00
Manfrotto Midi Twin System (Video Came	24010.00	0.00	3602.00	20408.00
Mike System	36101.00	0.00	5415.00	30686.00
Multi Media Projector	131767.00	0.00	19765.00	112002.00
Musical Instruments	5836.00	0.00	875.00	4961.00
Office Accessories	24829.00	0.00	3724.00	21105.00
Over Head Projector	8691.00	0.00	1304.00	7387.00
Computer Printer	234781.00	75165.00	45082.00	264864.00
Projector A/c.	680615.00	405480.00	144601.00	941494.00
R. O. Systems	62892.00	0.00	9434.00	53458.00
Refrigerator	46668.00	30000.00	9250.00	67418.00
Scooter Yamaha Fazer-2085	5193.00	0.00	779.00	4414.00
Soda Maker Machine	51248.00	0.00	7687.00	43561.00
Solar Power Generating System	3592186.00	0.00	538828.00	3053358.00
Sound System	639298.00	0.00	95895.00	543403.00
Speaker	1136.00	0.00	170.00	966.00
Sports Equipments	133051.00	40410.00	22988.00	150473.00
Swarnim Gujarat Books	4816.00	0.00	722.00	4094.00
Swarnim Gujarat Instruments	99158.00	0.00	14874.00	84284.00
Swarnim Gujarat Sport Equip.	7728.00	0.00	1159.00	6569.00
Telephone Instruments	44640.00	0.00	6696.00	37944.00
Television	5222.00	0.00	783.00	4439.00
Vacuum Cleaner	10516.00	0.00	1577.00	8939.00
Vehicle	59281.00	0.00	8892.00	50389.00
Waste Paper Recycling Machine	274986.00	0.00	41248.00	233738.00
Water Cooler	10337.00	0.00	1558.00	8779.00
Wending Machine	12291.00	0.00	1844.00	10447.00
Zerox Machine A/c	183494.00	119180.00	36463.00	262211.00
<b>TOTAL</b>	<b>34678319.00</b>	<b>9477295.00</b>	<b>6918631.00</b>	<b>37236983.00</b>

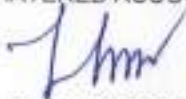
**SARVODAY KELAVANI SAMAJ RAJKOT MANAGED**  
**SHRI M & N VIRANI SCIENCE COLLEGE NON AIDED**

**Income & Expenditure Account for the Year ended 31.03.2019**

Income	Amt.Rs.	Amt.Rs.	Expenditures	Amt.Rs.	Amt.Rs.
<u>Brought Forward Rs.</u>		63842112.39	<u>Brought Forward Rs.</u>		48874732.20
			Laundry Exp.		13400.00
			Tada Resource Person		668792.00
			TDS Exp.		412.00
			Telephone Exp.		109428.00
			Travelling Exp.		858478.19
			Vehical Repairs & Maint.		397543.97
			Water Exp.		235950.00
			Gardening Exp.		3960.00
			Farmar Health Card Stationery & Prin.		832042.00
			Workshop Mis.Exp.		3408.00
			Farmar Health Card Misc.Exp.		59204.00
			Library Exp.		60137.00
			Fire & Safety Exp.		10583.00
			Enviroment Audit Exp.		94049.44
			Exam Conduct Exp		202375.00
			Exam Remu.(Auto.) Exp.		1493892.00
			SEC 111 (Value Added Courses) Exp.		964285.00
			Water Tax (RMC)		1935360.00
			Annual Maint.Contract		1799600.00
			Youth Festival Exp.		57910.00
			Building Repairs & Maint.Exp.		3070083.00
			Furniture Repairs & Maint.Exp.		720815.00
			Computer Repairs & Maint.Exp.		130384.00
			Electric Repairs & Maint.Exp.		102714.00
			GSBTM-Plant Tissue Grant Exp.		126529.00
			Student Training & Placement Exp.		67050.00
			Excess of Income		
			Transfer to Shri Sarvoday Kelavani Samaj, Rajkot		949195.59
<b>Total Rs.</b>		<b>63842112.39</b>	<b>Total Rs.</b>		<b>63842112.39</b>


Above balance are as per books of account as produce before us.

For, H.M.VAKHARIYA & ASSOCIATES  
CHARTERED ACCOUNTANTS

  
Hemant M. Vakhariya  
Proprietor  
Membership No. 112212  
FRN : 122762W

UDIN : 19112212AAAAGG2109



  
SECRETARY  
Secretary  
Sarvoday Kelavani Samaj  
RAJKOT.

  
PRINCIPAL  
(Dr. K. D. Ladva)  
Principal  
Shri M. & N. Virani Science College  
Rajkot

Place : Rajkot  
Date : 24/09/2019





**SARVODAY KELAVANI SAMAJ - RAJKOT**

TRUST REG. NO.: F/28 (RAJKOT)

PAN : AAATS9251K

\*\*\*\*\*

**SHRI M.&N. VIRANI SCIENCE COLLEGE : SF-UG-PROGRAMS**

**FINANCIAL YEAR 2019-20**  
**AUDITED FINANCIAL STATEMENT**

\*\*\*\*\*

## SHRI M.&amp;N. VIRANI SCIENCE COLLEGE : SF-UG-PROGRAMS

Income &amp; Expenditure Account for the Year ended 31.03.2020

Expenses	Amount RS.	Amount RS.	Income	Amount RS.	Amount RS.
<b>Staff Related Expenses</b>					
Exam Remuneration (Autonomous) Expenses	13,31,078.00		Educational Income		
Faculty Development Programme Expenses	34,240.00		Affiliation Fees	26,000.00	
Non-Teaching Salary Expenses	50,03,152.00		Enrollment Fees	7,800.00	
P.F.Contribution	9,05,421.00		Exams Fees	39,20,237.00	
Staff-Welfare Expenses	1,99,189.00		Technical Assignment /Training/Project Fees	3,73,500.00	
Teaching Salary Expenses	1,25,29,631.00		Tuition Fees	2,64,33,501.00	3,07,61,038.00
Visiting Lecture Remuneration	1,64,350.00	2,01,67,061.00			
<b>Administrative Expenses</b>					
Advertisement Expenses	17,439.00		<b>Other Income</b>		
Analytical & Synthetic Expenses	40,480.00		Ability Enhancement Courses Fees	6,61,000.00	
Audit Fees	35,000.00		Analytical & Synthetic Service Income	33,040.00	
Board Of Studies Meeting Expenses	35,079.00		Bank Interest	34,286.00	
Chemical Expenses	11,866.00		Day Care Centre Income	70,313.00	
Computer Software Expenses	27,919.00		Development Fees	26,000.00	
Consumable Expenses	30,473.00		Environment Audit Income	16,84,163.00	
Conveyance Expenses	10,100.00		Farmer Health Card Grant Income	15,35,885.00	
Day Care Center Expenses	11,734.00		Grant	75,000.00	
Env. Audit Expenses	2,410.00		Grant From UGC	48,72,236.00	
Electric Expenses	2,18,894.00		GSBTM Crash Workshop Grant	9,09,890.00	
Examination Expenses	33,735.00		GSBTM Biothon Project	25,000.00	
Farmer Health Card Lab Expenses	6,06,122.00		GSBTM Innovation Approaches in Plant Tissue Income	1,000.00	
Farmer Health Card (Soil Testing) Lab Expenses	3,186.00		Language Lab-EPP	75,405.00	
Farmer Health Card Grant Contingency Expenditure	658.00		Library & Learning Resources	10,400.00	
Farmer Health Card Misc. Expenses	236.00		Miscellaneous Income	1,800.00	
Farmer Health Card Stationery & Printing Expenses	6,89,454.00		SEC 111(Value Added Courses)	14,950.00	
Function & Event Expenses	2,67,600.00		Sports Fees	26,000.00	
			Soft/Computer Skill	3,98,400.00	



*Savitri*  
Secretary  
Sarvodaya Kelavani Samaj  
RAJKOT.

Gas/Kerosin/Fuel/Baltan Expenses	77,513.00	✓	SSC-NSQF Level AB, C Fees	1,24,500.00
GSBTM Biothon Project Expenses	58,228.00	✓	Training & Placement Fees	1,24,500.00
GSBTM Crash Work Shop Expenses	12,32,717.00	(X)	Late Fees, Penalty & Other Charges	1,52,577.00
Hardware Expenses	13,953.00	✓	Notice Pay	34,000.00
Hospitality Expenses	8,363.00	✓		
Housekeeping Expenses	7,22,903.00	✓		
Insurance Premium Expenses	1,339.00	✓		
Internet Expenses	1,44,236.00	✓		
Lab Chemical Expenses	2,15,874.00	✓		
Lab Expenses	6,80,911.00	✓		
Labour Expenses	25,750.00	✓		
Laundry Expenses	16,485.00	✓		
Library Expenses	30,569.00	✓		
Library Periodicals Expenses	96,170.00	✓		
Lift Maintenance Expenses	1,50,000.00	✓		
Miscellaneous Expenses	11,357.00	✓		
National Seminar -System Biology And Omics Technology Expenses	14,575.00	(X)		
Office Expenses	78,252.00	✓		
Peer Team/Expert Committee Visit	1,94,628.00	✓		
Postage & Courier Charges	52,234.00	✓		
Professional Expenses	10,620.00	✓		
Security Expenses	4,61,734.00	✓		
Sports Expenses	72,246.00	✓		
Stationery & Printing Expenses	4,95,316.00	✓		
Student Activity Expenses	1,35,946.00	✓		
Student Tour Expenses	1,02,910.00	✓		
Student Training & Placement Expenses	92,750.00	✓		
TADA(Resource Person)	2,100.00	✓		
Telephone Expenses	26,527.00	✓		
Transportation Expenses	13,980.00	✓		
Travelling Expenses	1,64,549.00	✓		
Vehicle Expenses	55,978.00	✓		
Water Expenses	1,95,000.00	✓	76,98,478.00	



*Kalyan*  
Secretary  
Sarvodaya Kelavani Samaj  
RAJKOT.

Repairs and Maintenance Expenses							
Building Repairs & Maintenance Expenses	15,47,615.00						
Computer Repairs & Maintenance Expenses	82,985.00						
Electrical Repairs & Maintenance Expenses	11,70,232.00						
Furniture Repairs & Maintenance Expenses	2,73,021.00						
Gardening Expenses	2,00,000.00						
General Repairs & Maintenance Expenses	84,421.00						
Lab. Equipment Repairs & Maintenance Expenses	57,656.00						
Networking Maintenance Expenses	2,00,000.00						
R.O. Plant AMC Expenses	36,000.00						
Repairs & Maintenance Expenses	99,853.00	37,51,783.00					
Financial Charges and Taxes							
Bank Charges		9,539.00					
Depreciation							
Building Depreciation	5,87,026.00						
Other Depreciation	59,08,717.00	64,95,743.00					
Excess Of Income Over Expenses		35,28,779.00					
<b>TOTAL</b>		<b>4,16,51,383.00</b>	<b>TOTAL</b>				<b>4,16,51,383.00</b>



For, SHIVNANI & ASSOCIATES  
Chartered Accountants

*Harsh D. Shivnani*

Harsh D. Shivnani  
Proprietor  
Membership No. 198435  
FRN No. 153477W  
Place: Rajkot  
Date: 08/09/2020  
UDIN: 20198435AAAAAAN2748

*Principal*  
Principal

Secretary  
*Saroday Kelavani Samaj*  
Secretary  
Saroday Kelavani Samaj  
RAJKOT.

## SHRI M.&amp;N. VIRANI SCIENCE COLLEGE : SF-UG-PROGRAMS

BALANCE SHEET AS ON 31-03-2020

Liabilities	Amount RS.	Amount RS.	Assets	Amount RS.	Amount RS.
Sarvoday Kelavani Samaj			Fixed Assets		3,36,03,078.00
Opening Balance	5,63,40,354.00		(As per Schedule-1)		
Less : Paid during the year	7,33,91,187.00		Bank Balance	92,857.00	
Add : Receipt during the year	4,87,44,778.00	3,52,22,724.00	Axis Bank Ltd - 918020102362282	1,64,351.00	
Add : Income & Exp. A/c.	35,28,779.00		Bank Of Baroda A/c. No. 1501 0100	74,174.00	
			0185 92 (Swarnim Guj.)		
			Central Bank Of India A/c 1372840303	77,15,873.00	
Current liabilities			Central bank of India - Cu.A/c no.	5,87,150.00	86,34,405.00
			3309926123		
			HDFC Bank Ltd A/C/No.03797620000093		
Duties & taxes	331.00				
P.F. Payable	34,463.00		Cash Balance		23,590.00
TDS on Contract	39,520.00		Cash on Hand		
TDS on Salary	6,325.00		Deposits	4,100.00	
TDS on Professionals	470.00		Gas Deposit	20,000.00	
Professional Tax Payable	81,109.00		RMC - Water Connection Deposit	1,000.00	25,100.00
			Telephone Deposit		
Other Liabilities	13,500.00		Loan to Staff	29,800.00	
Advance Fees	54,42,013.00		Harshad Kalyanji Shrimali	11,000.00	
Alumni	26,75,000.00		Hitesh Chandubhai Solanki	12,400.00	
Caution Money	1,42,000.00		Kuldeep Bhaveshbhai Maru	49,000.00	
Caution Money Deposit (P.G) A/c	1,82,220.00		Manish K. Parmar	2,500.00	
NCC Washing Allowance Payable	64,350.00		Rajendrabhai Nanjibhai Parmar	45,800.00	
Student Scholarship	497.00		Shivani Dilipbhai Patel	33,200.00	
Usha Enterprise	23,128.00		Vijay Gurubhakt Patel		
Alok Trading Co.	10,000.00				
Knowledge Consortium Of Gujarat	18,702.00				
Premier Enterprise	85,71,410.00	86,52,519.00			1,83,700.00

Secretary  
Sarvoday Kelavani Samaj

## SHRI M.&amp;N. VIRANI SCIENCE COLLEGE : SF-UG-PROGRAMS

Schedule-1 Fixed Assets as on 31.03.2020

Sr. No.	Particulars	Op.Bal. 01-04-2019	Add. During Apr. to Sep	Add. During Oct to Mar	Total		Rate Upto Sep	Rate Oct to March	Depri-Amt. Upto Sep	Depri. Amt. Oct to Mar	Total Depri. G	Clo. B/s on 31-03-2020
					A+B+C	D						
1	Air Conditioner	16,35,406.00	57,000.00	-	16,92,406.00	15%	7.5%	2,63,861.00	-	2,63,861.00	14,38,545.00	
2	Air Cooler	3,873.00	-	-	3,873.00	15%	7.5%	581.00	-	581.00	3,292.00	
3	Attend i-Face Device Machine	41,955.00	-	-	41,955.00	15%	7.5%	6,293.00	-	6,293.00	35,662.00	
4	Audio Sound System	1,895.00	-	-	1,895.00	15%	7.5%	284.00	-	284.00	1,611.00	
5	B.T. Books & Journals A/c.	35,433.00	-	-	35,433.00	15%	7.5%	5,315.00	-	5,315.00	30,118.00	
6	B.T.Laboratory Instruments	2,79,500.00	-	-	2,79,500.00	15%	7.5%	41,925.00	-	41,925.00	2,37,575.00	
7	CCD Colour IR DOM Camera	5,47,616.00	-	-	5,47,616.00	15%	7.5%	82,141.00	-	82,141.00	4,65,475.00	
8	Cold Room Refring-System	2,14,501.00	-	-	2,14,501.00	15%	7.5%	32,175.00	-	32,175.00	1,82,326.00	
9	Computer Networking System	46,059.00	2,714.00	-	48,773.00	40%	20.0%	19,509.00	-	19,509.00	29,264.00	
10	Computer Printer	2,64,864.00	-	46,670.00	3,11,534.00	15%	7.5%	39,730.00	3,500.00	43,230.00	2,68,304.00	
11	Computer Software	4,66,103.00	-	-	4,66,103.00	40%	20.0%	1,86,441.00	-	1,86,441.00	2,79,662.00	
12	Computer Systems	22,95,386.00	(7,902.00)	8,024.00	22,95,508.00	40%	20.0%	9,14,993.00	1,605.00	9,16,598.00	13,78,910.00	
13	Computer Systems (CS & CD)	858.00	-	-	858.00	40%	20.0%	343.00	-	343.00	515.00	
14	Counting Machine	36,516.00	-	-	36,516.00	15%	7.5%	5,477.00	-	5,477.00	31,039.00	
15	D.M.L.T.Lab Instruments	5,684.00	-	-	5,684.00	15%	7.5%	853.00	-	853.00	4,831.00	
16	Educational CD Purchase	32,121.00	-	-	32,121.00	15%	7.5%	4,818.00	-	4,818.00	27,303.00	
17	Electric Equipment	16,51,472.00	2,81,598.00	1,39,475.00	20,72,545.00	15%	7.5%	2,89,961.00	10,461.00	3,00,422.00	17,72,123.00	
18	Electric Fan	1,042.00	-	-	1,042.00	15%	7.5%	156.00	-	156.00	886.00	
19	Electronics Equipments A/c	4,45,282.00	87,883.00	-	5,33,165.00	15%	7.5%	79,975.00	-	79,975.00	4,53,190.00	
20	Farmer Health Card Lab Ins.	2,72,365.00	-	-	2,72,365.00	15%	7.5%	40,855.00	-	40,855.00	2,31,510.00	
21	Fire & Safety Equipment	17,077.00	-	-	17,077.00	15%	7.5%	2,562.00	-	2,562.00	14,515.00	
22	Furniture Fixtures	1,26,75,966.00	11,286.00	6,99,298.00	1,33,86,550.00	10%	5.0%	12,68,725.00	34,865.00	13,03,690.00	1,20,82,860.00	
23	Generator (250KV DG SET) A/c	3,09,840.00	-	-	3,09,840.00	15%	7.5%	46,476.00	-	46,476.00	2,63,364.00	
24	Gas Cylinder	2,627.00	-	5,723.00	8,350.00	15%	7.5%	394.00	429.00	823.00	7,527.00	
25	GSBTM Grant Book	6,658.00	-	-	6,658.00	15%	7.5%	999.00	-	999.00	5,659.00	
26	I.C.Lab.Instruments	1,11,810.00	-	-	1,11,810.00	15%	7.5%	16,772.00	-	16,772.00	95,038.00	
27	Lab Equipments	94,02,236.00	8,10,581.00	64,400.00	1,02,77,217.00	15%	7.5%	15,31,923.00	4,830.00	15,36,753.00	87,40,464.00	
28	Library Books A/c.	6,32,445.00	-	(1,813.00)	6,30,632.00	15%	7.5%	94,867.00	(196.00)	94,731.00	5,35,901.00	
29	Library I.C.Books A/c.	29,416.00	-	-	29,416.00	15%	7.5%	4,412.00	-	4,412.00	25,004.00	
30	Manfrotto Midi Twin System(Video Camera Stand)	20,408.00	-	-	20,408.00	15%	7.5%	3,061.00	-	3,061.00	17,347.00	

Secretary  
Sarvodaya Kelavani Samaj



31	Mike System	30,686.00	-	-	30,686.00	15%	7.5%	4,603.00	-	4,603.00	26,083.00
32	Multi Media Projector	1,12,002.00	-	-	1,12,002.00	15%	7.5%	16,800.00	-	16,800.00	95,202.00
33	Musical Instruments	4,961.00	-	-	4,961.00	15%	7.5%	744.00	-	744.00	4,217.00
34	Office Accessories	21,105.00	-	-	21,105.00	15%	7.5%	3,166.00	-	3,166.00	17,939.00
35	Over Head Projector	7,387.00	-	-	7,387.00	15%	7.5%	1,108.00	-	1,108.00	6,279.00
36	Projector A/c.	9,41,494.00	73,546.00	(31,250.00)	9,83,790.00	15%	7.5%	1,52,256.00	(2,344.00)	1,49,912.00	8,33,878.00
37	R.O.Systems	53,458.00	-	5,310.00	58,768.00	15%	7.5%	8,019.00	398.00	8,417.00	50,351.00
38	Refrigerator	67,418.00	-	-	67,418.00	15%	7.5%	10,113.00	-	10,113.00	57,305.00
39	Scooter Yamaha Fazer-2085	4,414.00	-	-	4,414.00	15%	7.5%	662.00	-	662.00	3,752.00
40	Soda Maker Machine	43,561.00	-	-	43,561.00	15%	7.5%	6,534.00	-	6,534.00	37,027.00
41	Solar Power Generating System	30,53,358.00	-	-	30,53,358.00	15%	7.5%	4,58,004.00	-	4,58,004.00	25,95,354.00
42	Sound System	5,43,403.00	-	-	5,43,403.00	15%	7.5%	81,510.00	-	81,510.00	4,61,893.00
43	Speaker	966.00	-	-	966.00	15%	7.5%	145.00	-	145.00	821.00
44	Sports Equipments	1,50,473.00	21,730.00	-	1,72,203.00	15%	7.5%	25,830.00	-	25,830.00	1,46,373.00
45	Swarnim Gujarat Books	4,094.00	-	-	4,094.00	15%	7.5%	614.00	-	614.00	3,480.00
46	Swarnim Gujarat Instruments	84,284.00	-	-	84,284.00	15%	7.5%	12,643.00	-	12,643.00	71,641.00
47	Swarnim Gujarat Sport Equip.	6,569.00	-	-	6,569.00	15%	7.5%	985.00	-	985.00	5,584.00
48	Telephone Instruments	37,944.00	9,734.00	-	47,678.00	15%	7.5%	7,152.00	-	7,152.00	40,526.00
49	Television	4,439.00	-	-	4,439.00	15%	7.5%	666.00	-	666.00	3,773.00
50	Vacuum Cleaner	8,939.00	-	-	8,939.00	15%	7.5%	1,341.00	-	1,341.00	7,598.00
51	Vehicle	50,389.00	-	-	50,389.00	15%	7.5%	7,558.00	-	7,558.00	42,831.00
52	Waste Paper Recycling Machine	2,33,738.00	-	(28,995.00)	2,04,743.00	15%	7.5%	35,051.00	(2,175.00)	32,886.00	1,71,857.00
53	Water Cooler	8,829.00	-	-	8,829.00	15%	7.5%	1,324.00	-	1,324.00	7,505.00
54	Wending Machine	10,447.00	-	-	10,447.00	15%	7.5%	1,567.00	-	1,567.00	8,880.00
55	Water Tank	-	19,800.00	-	19,800.00	15%	7.5%	2,970.00	-	2,970.00	16,830.00
56	Zerox Machine A/c	2,66,211.00	-	-	2,66,211.00	15%	7.5%	39,932.00	-	39,932.00	2,26,279.00
	<b>Total</b>	<b>3,72,36,983.00</b>	<b>13,67,970.00</b>	<b>9,06,842.00</b>	<b>3,95,11,795.00</b>			<b>58,57,184.00</b>	<b>51,533.00</b>	<b>59,08,717.00</b>	<b>3,36,03,078.00</b>



*Widya*  
Secretary  
Sarvodaya Kelavani Samaj  
RAJKOT.



**SARVODAY KELAVANI SAMAJ - RAJKOT**

TRUST REG. NO.: F/28 (RAJKOT)

\*\*\*\*\*  
**AUDITED FINANCIAL STATEMENTS**

**SHRI M.&N. VIRANI SCIENCE COLLEGE : SF-UG-PROGRAMS**

**FINANCIAL YEAR 2020-21**

**PAN : AAATS9251K**  
\*\*\*\*\*



## SARVODAY KELAVANI SAMAJ RAJKOT SANCHALIT

## SHRI M.&amp;N. VIRANI SCIENCE COLLEGE : SF-UG-PROGRAMS

BALANCE SHEET AS ON 31-03-2021

Liabilities	Amount RS.	Amount RS.	Assets	Amount RS.	Amount RS.
Sarvoday Kelavani Samaj					
Opening Balance	3,52,22,724.00		Fixed Assets		
Less : Paid during the year	1,88,49,505.00		(As per Schedule-1)		2,92,93,995.00
Add : Receipt during the year	2,46,56,243.00		Bank Balance		
Add/Less : Income & Exp. A/c.	80,73,687.00	3,29,55,775.00	Axis Bank Ltd - 918020102362282	12,193.00	
			Bank Of Baroda A/c. No. 1501 0100	5,94,888.00	
			0185 92 (Swarnim Guj.)		
			Central bank of India - Cu.A/c no.	84,23,133.00	
			3309926123		
			HDFC Bank Ltd A/C/No.037976200000993	6,65,770.00	96,95,984.00
<b>Current liabilities</b>					
Duties & taxes					
TDS on Contract	1,581.00	1,581.00	Deposits		
			Gas Deposit	4,100.00	
<b>Other Liabilities</b>			RMC - Water Connection Deposit	20,000.00	
Advance Fees	13,500.00		Telephone Deposit	1,000.00	25,100.00
Alumni	54,42,013.00				
Caution Money	21,33,000.00		<b>Sundry Debtors</b>		
Caution Money Deposit (P G) A/c	1,42,000.00		Anlon Chemical Research Organisation	75,005.00	
Premier Enterprise	18,702.00		Gujarat State Electricity Company Ltd	5,744.00	
SCOPE	225.00		Gujarat State Electricity Corp, Sikka	3,832.00	
Sau. Uni. Exam Fee	3,325.00		Distromed Bio Clean Pvt.Ltd.	86,832.00	
Student Scholarship	64,350.00		Shree Siddhivinayak Enterprise	8,87,606.00	
Usha Enterprise	496.00	78,17,611.00	Uniwold Sugars Pvt. Ltd.	51,479.00	
			Varrsana Ispat Ltd.	38,918.00	11,49,416.00



Current Assets			
Advance Against Exp	10,472.00		
M & N Virani UGC	6,00,000.00		6,10,472.00
TOTAL		4,07,74,967.00	4,07,74,967.00

For, D K KALYANI & ASSOCIATES  
Chartered Accountants



DIPESH K KALYANI  
Partner

Membership No.124173  
FRN No. 133089W

Place:Rajkot

Date:09/10/2021

UDIN:21124173AAAAARO1490

  
Dr. Kartik D. Ladva  
Principal

  
Dr. Samir K Vaidya  
Secretary  
Sarvoday Kelavani Samaj

## SHRI M.&amp;N. VIRANI SCIENCE COLLEGE : SF-UG-PROGRAMS

Income &amp; Expenditure Account for the Year ended 31.03.2021

Expenses	Amount RS.	Amount RS.	Income	Amount RS.	Amount RS.
<b>Staff Related Expenses</b>					
Exam Remuneration Summer-2020 (UG)	2,75,491.00		Educational Income		
Exam Remuneration Winter-2020 (UG)	2,83,135.00		Exam Fees	2,06,600.00	
Gratuity Expense	1,44,000.00		Tuition Fees	14,46,000.00	16,52,600.00
Non-Teaching Salary Expenses	6,54,450.00		<b>Other Income</b>		
P.F. Contribution	1,61,269.00		Ability Enhancement Courses Fees	36,000.00	
Staff-Welfare Expenses	7,854.00		Bank Interest	14,772.00	
Teaching Salary Expenses	6,63,821.00		Environment Audit Income	1,91,510.00	
Visiting Lecture Remuneration	59,700.00	22,49,720.00	GSBTM Crash Workshop Grant	4,15,836.00	
			Late Fees, Penalty & Other Charges	40,516.00	
<b>Administrative Expenses</b>			Notice Pay	9,467.00	7,08,101.00
Board Of Studies Meeting Expenses	28,000.00				
Env. Audit Expenses	20,400.00				
Electricity Exp.	2,99,621.00		<b>Excess of Expenditure over Income</b>		80,73,687.00
Examination Expenses	11,545.00				
Fire & Safety Expense	25,225.00				
Function & Event Expenses	9,750.00				
GSBTM Crash Work Shop Expenses	54,000.00				
Housekeeping Expenses	6,21,032.00				
Insurance	11,979.00				
Internet and Intranet Expense	1,36,922.00				
Laboratory Exp.	1,14,518.00				
Laundry Expenses	41,865.00				
Library Expenses	16,440.00				
Library Periodicals Expenses	44,776.00				
Lift Expenses	1,50,000.00				
Medical Expense	52,229.00				
Office Expenses	15,566.00				
Postage & Courier Charges	5,006.00				
Professional Expenses	7,080.00				
SEC 111 (Value Added Courses) Expense	3,91,825.00				
Security Expenses	3,61,080.00				
Stationery & Printing Expenses	1,01,979.00				
Student Activity and Welfare Expense	30,406.00				



Telephone Expenses	74,634.00			
Vehicle Expenses	31,820.00	26,57,698.00		
<b>Repairs and Maintenance Expenses</b>				
Building Repairs & Maintenance Expenses	4,52,021.00			
Computer Repairs & Maintenance Expenses	18,400.00			
Furniture Repairs & Maintenance Expenses	1,51,080.00	6,21,501.00		
<b>Financial Charges and Taxes</b>				
Bank Charges	404.00	404.00		
<b>Depreciation</b>				
Other Depreciation	49,05,065.00	49,05,065.00		
<b>TOTAL</b>		<b>1,04,34,388.00</b>	<b>TOTAL</b>	<b>1,04,34,388.00</b>

For, D K KALYANI & ASSOCIATES  
Chartered Accountants



*D*  
DIPESH K KALYANI  
Partner  
Membership No.124173  
FRN No. 133089W  
Place:Rajkot  
Date:09/10/2021  
UDIN:21124173AAAAARO1490

*Kartik D. Ladva*  
Dr. Kartik D. Ladva  
Principal

*[Signature]*  
Dr. Samir K Vaidya  
Secretary  
Sarvoday Kelavani Samaj

## SHRI M.&amp;.N.VIRANI SCIENCE COLLEGE : SF-UG-PROGRAMS

Schedule-1 Fixed Assets as on 31.03.2021

Sr. No.	Particular	Op. Bal. 01-04-2020	Add. During Apr. To Sep	Add. During Oct To Mar	Total D	Rate		Depri. Amt. Upto Sep	Depri. Amt. Oct to Mar	Total Depri. G	Clo. B/s on 03-2021
						Upto	March				
1	Air Conditioner	14,38,545.00	-	-	14,38,545.00	15%	7.5%	2,15,782.00	-	2,15,782.00	12,22,763.00
2	Air Cooler	3,292.00	-	-	3,292.00	15%	7.5%	494.00	-	494.00	2,798.00
3	Attend I-Face Device Machine	35,662.00	-	-	35,662.00	15%	7.5%	5,349.00	-	5,349.00	30,313.00
4	Audio Sound System	1,611.00	-	-	1,611.00	15%	7.5%	242.00	-	242.00	1,369.00
5	B.T.Books & Journals A/c	30,118.00	-	-	30,118.00	15%	7.5%	4,518.00	-	4,518.00	25,600.00
6	B.T.Laboratory Instruments	2,37,575.00	-	-	2,37,575.00	15%	7.5%	35,636.00	-	35,636.00	2,01,939.00
7	CCD Colour IR DOM Camera	4,65,474.00	-	-	4,65,474.00	15%	7.5%	69,821.00	-	69,821.00	3,95,653.00
8	Cold Room Refring System	1,82,326.00	-	-	1,82,326.00	15%	7.5%	27,349.00	-	27,349.00	1,54,977.00
9	Computer Networking System	29,264.00	-	-	29,264.00	40%	20.0%	11,706.00	-	11,706.00	17,558.00
10	Computer Printer	2,68,304.00	-	-	2,68,304.00	15%	7.5%	40,246.00	-	40,246.00	2,28,058.00
11	Computer Software	2,79,662.00	-	-	2,79,662.00	40%	20.0%	1,11,865.00	-	1,11,865.00	1,67,797.00
12	Computer Systems (CS & CD)	515.00	-	-	515.00	40%	20.0%	206.00	-	206.00	309.00
13	Computer Systems	13,78,910.00	111.00	-	13,79,021.00	40%	20.0%	5,51,608.00	-	5,51,608.00	8,27,413.00
14	Currency Counting Machine	31,039.00	-	-	31,039.00	15%	7.5%	4,656.00	-	4,656.00	26,383.00
15	D.M.L.T.Lab Instruments	4,831.00	-	-	4,831.00	15%	7.5%	725.00	-	725.00	4,106.00
16	DG SET-250KV	2,63,364.00	-	-	2,63,364.00	15%	7.5%	39,505.00	-	39,505.00	2,23,859.00
17	Educational CD Purchase	27,303.00	-	-	27,303.00	15%	7.5%	4,095.00	-	4,095.00	23,208.00
18	Electric Equipment	17,72,124.00	-	-	17,72,124.00	15%	7.5%	2,65,819.00	-	2,65,819.00	15,06,305.00
19	Electronics Equipments A/c	4,53,190.00	5,600.00	-	4,58,790.00	15%	7.5%	68,819.00	-	68,819.00	3,89,971.00
20	FAN	886.00	-	-	886.00	15%	7.5%	133.00	-	133.00	753.00
21	Farmer Health Card Lab Ins.	2,31,510.00	-	-	2,31,510.00	15%	7.5%	34,727.00	-	34,727.00	1,96,783.00
22	Fire & Safety Equipment	14,515.00	-	3,70,302.00	3,84,817.00	15%	7.5%	2,177.00	27,773.00	29,950.00	3,54,867.00
23	Furniture Fixtures	1,20,82,860.00	59,891.00	-	1,21,42,751.00	10%	5.0%	12,14,275.00	-	12,14,275.00	1,09,28,476.00
24	Gas Cylindar	7,527.00	-	-	7,527.00	15%	7.5%	1,129.00	-	1,129.00	6,398.00
25	GSBTM Grant Books	5,659.00	-	-	5,659.00	15%	7.5%	849.00	-	849.00	4,810.00
26	I.C. Books	25,004.00	-	-	25,004.00	15%	7.5%	3,751.00	-	3,751.00	21,253.00
27	I.C.Lab.Instruments	95,038.00	-	-	95,038.00	15%	7.5%	14,256.00	-	14,256.00	80,782.00
28	Lab Equipments	87,40,464.00	-	1,58,516.00	88,98,980.00	15%	7.5%	13,11,070.00	11,888.00	13,22,958.00	75,76,022.00
29	Library Books A/c	5,35,901.00	-	1,562.00	5,37,463.00	15%	7.5%	80,385.00	117.00	80,502.00	4,56,961.00



30	Manfrotto Midi Twin System	17,347.00	-	-	17,347.00	15%	7.5%	2,602.00	-	2,602.00	14,745.00
31	Mike System	26,083.00	-	-	26,083.00	15%	7.5%	3,912.00	-	3,912.00	22,171.00
32	Multi Media Projector	95,202.00	-	-	95,202.00	15%	7.5%	14,280.00	-	14,280.00	80,922.00
33	Musical Instruments	4,217.00	-	-	4,217.00	15%	7.5%	633.00	-	633.00	3,584.00
34	Office Accessories	17,939.00	-	-	17,939.00	15%	7.5%	2,691.00	-	2,691.00	15,248.00
35	Over Head Projector	6,279.00	-	-	6,279.00	15%	7.5%	942.00	-	942.00	5,337.00
36	Projector A/c	8,33,878.00	-	-	8,33,878.00	15%	7.5%	1,25,082.00	-	1,25,082.00	7,08,796.00
37	R.O.Systems	50,351.00	-	-	50,351.00	15%	7.5%	7,553.00	-	7,553.00	42,798.00
38	Refrigerator	57,305.00	-	-	57,305.00	15%	7.5%	8,596.00	-	8,596.00	48,709.00
39	Scooter Yamaha Fazer-2085	3,752.00	-	-	3,752.00	15%	7.5%	563.00	-	563.00	3,189.00
40	Soda Maker Machine	37,027.00	-	-	37,027.00	15%	7.5%	5,554.00	-	5,554.00	31,473.00
41	Solar Power Generating System	25,95,354.00	-	-	25,95,354.00	15%	7.5%	3,89,303.00	-	3,89,303.00	22,06,051.00
42	Sound System	4,61,893.00	-	-	4,61,893.00	15%	7.5%	69,284.00	-	69,284.00	3,92,609.00
43	Speaker	821.00	-	-	821.00	15%	7.5%	123.00	-	123.00	698.00
44	Sports Equipments	1,46,373.00	-	-	1,46,373.00	15%	7.5%	21,956.00	-	21,956.00	1,24,417.00
45	Swarnim Guj. Books	3,480.00	-	-	3,480.00	15%	7.5%	522.00	-	522.00	2,958.00
46	Swarnim Guj.Sport Equip.	5,584.00	-	-	5,584.00	15%	7.5%	838.00	-	838.00	4,746.00
47	Swarnim Gujarat Instruments	71,641.00	-	-	71,641.00	15%	7.5%	10,746.00	-	10,746.00	60,895.00
48	Telephone Instruments	40,526.00	-	-	40,526.00	15%	7.5%	6,079.00	-	6,079.00	34,447.00
49	Television	3,773.00	-	-	3,773.00	15%	7.5%	566.00	-	566.00	3,207.00
50	Vacuum Cleaner	7,598.00	-	-	7,598.00	15%	7.5%	1,140.00	-	1,140.00	6,458.00
51	Vehicle	42,831.00	-	-	42,831.00	15%	7.5%	6,425.00	-	6,425.00	36,406.00
52	Vending Machine	8,880.00	-	-	8,880.00	15%	7.5%	1,332.00	-	1,332.00	7,548.00
53	Waste Paper Recycling Machine	1,71,857.00	-	-	1,71,857.00	15%	7.5%	25,779.00	-	25,779.00	1,46,078.00
54	Water Cooler	7,505.00	-	-	7,505.00	15%	7.5%	1,126.00	-	1,126.00	6,379.00
55	Water Tank	16,830.00	-	-	16,830.00	15%	7.5%	2,525.00	-	2,525.00	14,305.00
56	Zerox Machine A/c	2,26,279.00	-	-	2,26,279.00	15%	7.5%	33,942.00	-	33,942.00	1,92,337.00
	<b>TOTAL</b>	<b>3,36,03,078.00</b>	<b>65,602.00</b>	<b>5,30,380.00</b>	<b>3,41,99,060.00</b>			<b>48,65,287.00</b>	<b>39,778.00</b>	<b>49,05,065.00</b>	<b>2,92,93,995.00</b>





**SARVODAY KELAVANI SAMAJ - RAJKOT**

TRUST REG. NO.: F/28 (RAJKOT)

\*\*\*\*\*  
**AUDITED FINANCIAL STATEMENTS**

**SHRI M.&N. VIRANI SCIENCE COLLEGE : SF-UG-PROGRAMS**

**FINANCIAL YEAR 2021-22**

**PAN : AAATS9251K**  
\*\*\*\*\*

## SHRI M.&amp;N. VIRANI SCIENCE COLLEGE : SF-UG-PROGRAMS

BALANCE SHEET AS ON 31-03-2022

Liabilities	Amount RS.	Amount RS.	Assets	Amount RS.	Amount RS.
<b>Sarvoday Kelavani Samaj</b>					
Opening Balance	3,29,55,774.00		Fixed Assets		
Less : Paid during the year :	70,03,299.00		(As per Schedule-1)	2,86,90,356.00	2,86,90,356.00
Add : Receipt during the year	5,78,000.00	2,65,30,475.00	<b>Bank Balance</b>		
			Axis Bank Ltd - 918020102362282	11,351.00	
<b>Income &amp; Exp. A/c.</b>			Bank Of Baroda A/c. No. 1501 0100		
Current Year	-52,57,556.00		0185 92 (Swarnim Guj.)	6,11,346.00	
Previous Year	0.00	-52,57,556.00	Central bank of India - Cu.A/c no.		
			3309926123	14,46,908.00	
<b>Current liabilities</b>			HDFC Bank Ltd A/C/No.03797620000093	7,06,390.00	27,75,995.00
Sarvoday Kelavani Samaj-CA	32,53,384.00	32,53,384.00	<b>Deposits</b>		
			Gas Deposit	4,100.00	
<b>Duties &amp; taxes</b>			RMC - Water Connection Deposit	20,000.00	
TDS on Professionals	1,200.00		Telephone Deposit	1,000.00	25,100.00
TDS on Contract	1,057.00	2,257.00	<b>Sundry Debtors</b>		
			Anlon Chemical Research Organisation	75,005.00	
<b>Other Liabilities</b>			Gujarat State Electricity Company Ltd	5,744.00	
Advance Fees	13,500.00		Gujarat State Electricity Corp, Sikka	3,832.00	
Alumni	54,42,013.00		M & N Virani UGC	6,00,000.00	
Caution Money	22,58,000.00		Distromed Bio Clean Pvt.Ltd.	86,832.00	
Fee/Deposit Adj.	2,000.00		Uniworld Sugars Pvt. Ltd.	51,479.00	8,22,892.00
NCC Washing Allowance Payable	33,728.00	77,49,241.00	<b>Current Assets</b>		
			Advance Against Exp	10,000.00	10,000.00
<b>Sundry Creditors</b>					
Meril Diagnostics Pvt. Ltd	27,840.00	27,840.00			






Premier Enterprise	18,702.00	46,542.00	
TOTAL		3,23,24,343.00	TOTAL
			3,23,24,343.00

For, D K KALYANI & ASSOCIATES  
Chartered Accountants

  
Dr. Samir K Vaidya  
Secretary  
Sarvoday Kelavani Samaj

  
Dr. Kartik D. Ladva  
Principal



  
DIPESH K KALYANI  
Partner  
Membership No.124173  
FRN No. 133089W  
Place:Rajkot  
Date:29/09/2022  
UDIN:22124173AWKOFM8395

## SHRI M.&amp;N. VIRANI SCIENCE COLLEGE : SF-UG-PROGRAMS

Income &amp; Expenditure Account for the Year ended 31.03.2022

Expenditures	Amount RS.	Amount RS.	Income	Amount RS.
<b>Staff Related Expenses</b>				
Faculty Development Programme Expenses	5,000.00		Educational Income	
Exam Remuneration Summer-2021	1,36,830.00		Ability Enhancement Course Fees	48,500.00
Exam Remuneration Winter-2021	2,55,727.00		Exam Fees	2,44,350.00
Exam Remuneration Winter-2020 (UG)	3,950.00		Tuition Fees	20,06,250.00
Non-Teaching Salary Expenses	1,74,938.00		Interest Income	
Teaching Salary Expenses	4,36,671.00		Bank Interest	16,529.00
Visiting Lecture Remuneration	22,650.00	10,35,766.00		
<b>Administrative Expenses</b>				
Board Of Studies Meeting Expenses	32,310.00		Other Income	
Conveyance Expense	320.00		Other Income	40,620.00
CCTV Expense	22,356.00		Late Fees, Penalty & Other Charges	22,424.00
Donation Expense	68,750.00			
Env. Audit Expenses	4,06,000.00		Excess of Expense over Income	52,57,556.00
Electricity Exp.	1,95,066.00			
Function & Event Expenses	13,648.00			
Housekeeping Expenses	1,88,565.00			
Insurance	13,321.00			
Internet and Intranet Expense	98,286.00			
Laboratory Exp.	1,66,052.00			
Laundry Expenses	41,880.00			
Library Expenses	9,060.00			
Library Periodicals Expenses	29,017.00			
Medical Expense	2,365.00			
Office Expenses	1,870.00			
Postage & Courier Charges	8,423.00			
Professional Expenses	18,880.00			
SEC 111 (Value Added Courses) Expense	50,700.00			
Security Expenses	1,48,680.00			
Sport Expense	11,758.00			
Seminar Expense	10,725.00			
Stationery & Printing Expenses	48,701.00			
Student Activity and Welfare Expense	2,64,172.00			
Telephone Expenses	15,579.00			



Vehicle Expenses	4,923.00	18,71,401.00		
<b>Repairs and Maintenance Expenses</b>				
Building Repairs & Maintenance Expenses	6,736.00			
Electrical Repairs & Maintenance Expenses	6,562.00			
Computer Repairs & Maintenance Expenses	23,104.00			
Lab. Equipment Repairs & Maintenance Expenses	56,640.00			
Furniture Repairs & Maintenance Expenses	82,025.00	1,75,067.00		
<b>Financial Charges and Taxes</b>				
Bank Charges	1,929.00	1,929.00		
<b>Depreciation</b>				
Other Depreciation	45,52,066.00	45,52,066.00		
<b>TOTAL</b>		<b>76,36,229.00</b>	<b>TOTAL</b>	<b>76,36,229.00</b>

For, D K KALYANI & ASSOCIATES  
Chartered Accountants



DIPESH K KALYANI  
Partner  
Membership No.124173  
FRN No. 133089W  
Place:Rajkot  
Date:29/09/2022  
UDIN:22124173AWKOFM8395

*[Signature]*  
Dr. Kartik D. Ladva  
Principal

*[Signature]*  
Dr. Samir K Vaidya  
Secretary  
Sarvoday Kelavani Samaj

## SHRI M.&amp;N.VIRANI SCIENCE COLLEGE : SF-UG-PROGRAMS

Schedule-1 Fixed Assets as on 31.03.2022

Sr. No.	Particular	Op. Bal.	Add. During		Total	Rate		Depri. Amt.	Total Depri.	Clo. B/s on	
		04-2021	Apr. To Sep	Oct To Mar		Upto Sep	Oct To March	Upto Sep		Oct To Mar	03-2022
		A	B	C	D	Upto Sep	March	E	F	G	E+F
1	Air Conditioner	12,22,763.00	-	-	12,22,763.00	15%	7.5%	1,83,414.45	-	1,83,414.00	10,39,349.00
2	Air Cooler	2,798.00	-	-	2,798.00	15%	7.5%	419.70	-	420.00	2,378.00
3	Attend I-Face Device Machine	30,313.00	-	-	30,313.00	15%	7.5%	4,546.95	-	4,547.00	25,766.00
4	Audio Sound System	1,369.00	-	-	1,369.00	15%	7.5%	205.35	-	205.00	1,164.00
5	B.T.Books & Journals A/c	25,600.00	-	-	25,600.00	15%	7.5%	3,840.00	-	3,840.00	21,760.00
6	B.T.Laboratory Instruments	2,01,939.00	-	-	2,01,939.00	15%	7.5%	30,290.85	-	30,291.00	1,71,648.00
7	CCD Colour IR DOM Camera	3,95,653.00	-	-	3,95,653.00	15%	7.5%	59,347.95	-	59,348.00	3,36,305.00
8	Cold Room Refring System	1,54,977.00	-	-	1,54,977.00	15%	7.5%	23,246.55	-	23,247.00	1,31,730.00
9	Computer Networking System	17,558.00	-	-	17,558.00	40%	20.0%	7,023.20	-	7,023.00	10,535.00
10	Computer Printer	2,28,058.00	-	-	2,28,058.00	15%	7.5%	34,208.70	-	34,209.00	1,93,849.00
11	Computer Software	1,67,797.00	-	-	1,67,797.00	40%	20.0%	67,118.80	-	67,119.00	1,00,678.00
12	Computer Systems (CS & CD)	309.00	-	-	309.00	40%	20.0%	123.60	-	124.00	185.00
13	Computer Systems	8,27,413.00	-	-	8,27,413.00	40%	20.0%	3,30,965.20	-	3,30,965.00	4,96,448.00
14	Currency Counting Machine	26,383.00	-	-	26,383.00	15%	7.5%	3,957.45	-	3,957.00	22,426.00
15	D.M.L.T.Lab Instruments	4,106.00	-	-	4,106.00	15%	7.5%	615.90	-	616.00	3,490.00
16	DG SET-250KV	2,23,859.00	-	-	2,23,859.00	15%	7.5%	33,578.85	-	33,579.00	1,90,280.00
17	Educational CD Purchase	23,208.00	-	-	23,208.00	15%	7.5%	3,481.20	-	3,481.00	19,727.00
18	Electric Equipment	15,06,305.00	-	-	15,06,305.00	15%	7.5%	2,25,945.75	-	2,25,946.00	12,80,359.00
19	Electronics Equipemtns A/c	3,89,971.00	-	-	3,89,971.00	15%	7.5%	58,495.65	-	58,496.00	3,31,475.00
20	FAN	753.00	-	-	753.00	15%	7.5%	112.95	-	113.00	640.00
21	Farmer Health Card Lab Ins.	1,96,783.00	-	-	1,96,783.00	15%	7.5%	29,517.45	-	29,517.00	1,67,266.00
22	Fire & Safety Equipment	3,54,867.00	8,614.00	-	3,63,481.00	15%	7.5%	54,522.15	-	54,522.00	3,08,959.00
23	Furniture Fixtures	1,09,28,476.00	-	-	1,09,28,476.00	10%	5.0%	10,92,847.60	-	10,92,848.00	98,35,628.00
24	Gas Cylinder	6,398.00	-	-	6,398.00	15%	7.5%	959.70	-	960.00	5,438.00
25	GS8TM Grant Book	4,810.00	-	-	4,810.00	15%	7.5%	721.50	-	722.00	4,088.00
26	I.C. Books	21,253.00	-	-	21,253.00	15%	7.5%	3,187.95	-	3,188.00	18,065.00
27	I.C.Lab.Instruments	80,782.00	-	-	80,782.00	15%	7.5%	12,117.30	-	12,117.00	68,665.00
28	Lab Equipments	75,76,022.00	19,84,837.00	18,55,884.00	1,14,16,743.00	15%	7.5%	14,34,128.85	1,39,191.30	15,73,320.00	98,43,423.00
29	Library Books A/c	4,56,961.00	73,026.00	1,066.00	5,31,053.00	15%	7.5%	79,498.05	99.95	79,578.00	4,51,475.00
30	Manfrotto Midi Twin System	14,745.00	-	-	14,745.00	15%	7.5%	2,211.75	-	2,212.00	12,533.00
31	Mike System	22,171.00	-	-	22,171.00	15%	7.5%	3,325.65	-	3,326.00	18,845.00



32	Multi Media Projector	80,922.00	-	-	80,922.00	15%	7.5%	12,138.30	-	12,138.00	68,784.00
33	Musical Instruments	3,584.00	-	-	3,584.00	15%	7.5%	537.60	-	538.00	3,046.00
34	Office Accessories	15,248.00	-	-	15,248.00	15%	7.5%	2,287.20	-	2,287.00	12,961.00
35	Over Head Projector	5,337.00	-	-	5,337.00	15%	7.5%	800.55	-	801.00	4,536.00
36	Projector A/c	7,08,796.00	-	-	7,08,796.00	15%	7.5%	1,06,319.40	-	1,06,319.00	6,02,477.00
37	R.O.Systems	42,798.00	-	-	42,798.00	15%	7.5%	6,419.70	-	6,420.00	36,378.00
38	Refrigerator	48,709.00	-	25,000.00	73,709.00	15%	7.5%	7,306.35	1,875.00	9,181.00	64,528.00
39	Scooter Yamaha Fazer-2085	3,189.00	-	-	3,189.00	15%	7.5%	478.35	-	478.00	2,711.00
40	Soda Maker Machine	31,473.00	-	-	31,473.00	15%	7.5%	4,720.95	-	4,721.00	26,752.00
41	Solar Power Generating System	22,06,051.00	-	-	22,06,051.00	15%	7.5%	3,30,907.65	-	3,30,908.00	18,75,143.00
42	Sound System	3,92,609.00	-	-	3,92,609.00	15%	7.5%	58,891.35	-	58,891.00	3,33,718.00
43	Speaker	698.00	-	-	698.00	15%	7.5%	104.70	-	105.00	593.00
44	Sports Equipments	1,24,417.00	-	-	1,24,417.00	15%	7.5%	18,662.55	-	18,663.00	1,05,754.00
45	Swarnim Guj. Books	2,958.00	-	-	2,958.00	15%	7.5%	443.70	-	444.00	2,514.00
46	Swarnim Guj.Sport Equip.	4,746.00	-	-	4,746.00	15%	7.5%	711.90	-	712.00	4,034.00
47	Swarnim Gujarat Instruments	60,895.00	-	-	60,895.00	15%	7.5%	9,134.25	-	9,134.00	51,761.00
48	Telephone Instruments	34,447.00	-	-	34,447.00	15%	7.5%	5,167.05	-	5,167.00	29,280.00
49	Television	3,207.00	-	-	3,207.00	15%	7.5%	481.05	-	481.00	2,726.00
50	Vacuum Cleaner	6,458.00	-	-	6,458.00	15%	7.5%	968.70	-	969.00	5,489.00
51	Vehicle	36,406.00	-	-	36,406.00	15%	7.5%	5,460.90	-	5,461.00	30,945.00
52	Vending Machine	7,548.00	-	-	7,548.00	15%	7.5%	1,132.20	-	1,132.00	6,416.00
53	Waste Paper Recycling Machine	1,46,078.00	-	-	1,46,078.00	15%	7.5%	21,911.70	-	21,912.00	1,24,166.00
54	Water Cooler	6,379.00	-	-	6,379.00	15%	7.5%	956.85	-	957.00	5,422.00
55	Water Tank	14,305.00	-	-	14,305.00	15%	7.5%	2,145.75	-	2,146.00	12,159.00
56	Zerox Machine A/c	1,92,337.00	-	-	1,92,337.00	15%	7.5%	28,850.55	-	28,851.00	1,63,486.00
	<b>TOTAL</b>	<b>2,92,93,995.00</b>	<b>20,66,477.00</b>	<b>18,81,950.00</b>	<b>3,32,42,422.00</b>			<b>44,10,916.25</b>	<b>1,41,146.25</b>	<b>45,52,066.00</b>	<b>2,86,90,356.00</b>

