


## SARVODAY KELAVANI SAMAJ RAJKOT SANCHALIT

## SHRI M.&amp;N. VIRANI SCIENCE COLLEGE : GIA-UG-PROGRAMS

## Income &amp; Expenditure Account for the Year ended 31.03.2022

Expenses	Amount RS.	Amount RS.	Income	Amount RS.	Amount RS.
<b>Staff Related Expenses</b>			<b>Educational Income</b>		
<b>Teaching Salary Expense</b>			Admission Fees	1,15,500.00	
Teaching Staff Basic Pay	3,73,81,080.00		Identity Card Fees	23,100.00	
Teaching Staff Grade Pay	1,08,000.00		Library Fees	7,205.00	
Teaching Staff D.A.	96,81,032.00		Laboratory Fee	1,44,100.00	
Teaching Staff H.R.A.	29,59,912.00		Student Aid fund fees	60,455.00	
Teaching Staff C.L.A.	60,960.00		Tuition Fees	3,73,200.00	7,23,560.00
Teaching Staff Medical Allowance	76,200.00		<b>Grant Income</b>		
Teaching Staff Transportation Allowance	3,32,000.00		Salary Grant	5,89,16,265.00	5,89,16,265.00
Teaching Staff Special Pay	3,300.00		<b>Other Income</b>		
Teaching Staff D.A. Arrears	10,98,350.00		Bank Interest	61,004.00	
Teaching Staff Pay Arrears	9,57,607.00	5,26,58,441.00	Misc Income	16,361.00	77,365.00
<b>Non Teaching Salary Expense</b>			<b>Excess of Expense over Income</b>	12,27,155.00	12,27,155.00
Non Teaching Staff Basic Pay	39,83,040.00				
Non Teaching Staff Grade Pay	15,600.00				
Non Teaching Staff D.A.	10,96,582.00				
Non Teaching Staff H.R.A.	3,20,460.00				
Non Teaching Staff C.L.A.	15,660.00				
Non Teaching Staff Medical Allowance	34,800.00				
Non Teaching Staff D.A. Arrears	1,11,051.00				
Non Teaching Staff salary Arrears	3,523.00				
Non Teaching Adhoc bonus	20,724.00				
Non Teaching Leave Encashment	6,56,384.00	62,57,824.00			
<b>Administrative Expense</b>					
SSIP Grant Return	1,28,746.00				
Chemistry Laboratory Expense	2,12,507.00				
Electricity Expense	97,532.00				
Finishing School Project Account	3,91,359.00				
Board Marksheet Varification	800.00				
Internet & Intranet Expense	6,489.00				
Laboratory Expense	90,543.00				
Micro-biology Laboratory Expense	63,616.00				
Newspaper & Magazine Expense	40,880.00				





## SARVODAY KELAVANI SAMAJ RAJKOT SANCHALIT

## SHRI M.&amp;N. VIRANI SCIENCE COLLEGE : SF-UG-PROGRAMS

## Income &amp; Expenditure Account for the Year ended 31.03.2022

Expenses	Amount RS.	Amount RS.	Income	Amount RS.	Amount RS.
<b>Staff Related Expenses</b>			<b>Educational Income</b>		
Faculty Development Programe Expenses	5,000.00		Ability Enhancement Course Fees	48,500.00	
Exam Remuneration Summer-2021	1,36,830.00		Exam Fees	2,44,350.00	
Exam Remuneration Winter-2021	2,55,727.00		Tuition Fees	20,06,250.00	22,99,100.00
Exam Remuneration Winter-2020 (UG)	3,950.00				
Non-Teaching Salary Expenses	1,74,938.00		<b>Interest Income</b>		
Teaching Salary Expenses	4,36,671.00		Bank Interest	16,529.00	16,529.00
Visiting Lecture Remuneration	22,650.00	10,35,766.00			
			<b>Other Income</b>		
<b>Administrative Expenses</b>			Other Income	40,620.00	
Board Of Studies Meeting Expenses	32,310.00		Late Fees, Penalty & Other Charges	22,424.00	63,044.00
Conveyance Expense	320.00				
CCTV Expense	22,356.00		<b>Excess of Expense over Income</b>	52,57,556.00	52,57,556.00
Donation Expense	68,750.00				
Env. Audit Expenses	4,06,000.00				
Electricity Exp.	1,95,066.00				
Function & Event Expenses	13,648.00				
Housekeeping Expenses	1,88,565.00				
Insurance	13,321.00				
Internet and Intranet Expense	98,286.00				
Laboratory Exp.	1,66,052.00				
Laundry Expenses	41,880.00				
Library Expenses	9,060.00				
Library Periodicals Expenses	29,017.00				
Medical Expense	2,365.00				
Office Expenses	1,870.00				
Postage & Courier Charges	8,423.00				
Professional Expenses	18,880.00				
SEC 111 (Value Added Courses) Expense	50,700.00				
Security Expenses	1,48,680.00				
Sport Expense	11,758.00				
Seminar Expense	10,725.00				
Stationery & Printing Expenses	48,701.00				
Student Activity and Welfare Expense	2,64,172.00				
Telephone Expenses	15,573.00				



## SARVODAY KELAVANI SAMAJ RAJKOT SANCHALIT

## SHRI M.&amp;N.VIRANI SCIENCE COLLEGE : SF-UG-PROGRAMS

## Schedule-1 Fixed Assets as on 31.03.2022

Sr. No.	Particular	Op. Bal. 01-	Add. During	Add. During Oct	Total	Rate	Rate	Depri. Amt.	Depri. Amt.	Total Depri.	Clo. B/s on 31-03-2022
		04-2021	Apr. To Sep	To Mar	D	Upto	Oct To	Upto Sep	Oct to Mar	G	
		A	B	C	A+B+C	Sep	March	E	F	E+F	
1	Air Conditioner	12,22,763.00	-	-	12,22,763.00	15%	7.5%	1,83,414.45	-	1,83,414.00	10,39,349.00
2	Air Cooler	2,798.00	-	-	2,798.00	15%	7.5%	419.70	-	420.00	2,378.00
3	Attend I-Face Device Machine	30,313.00	-	-	30,313.00	15%	7.5%	4,546.95	-	4,547.00	25,766.00
4	Audio Sound System	1,369.00	-	-	1,369.00	15%	7.5%	205.35	-	205.00	1,164.00
5	B.T.Books & Journals A/c	25,600.00	-	-	25,600.00	15%	7.5%	3,840.00	-	3,840.00	21,760.00
6	B.T.Laboratory Instruments	2,01,939.00	-	-	2,01,939.00	15%	7.5%	30,290.85	-	30,291.00	1,71,648.00
7	CCD Colour IR DOM Camera	3,95,653.00	-	-	3,95,653.00	15%	7.5%	59,347.95	-	59,348.00	3,36,305.00
8	Cold Room Refring System	1,54,977.00	-	-	1,54,977.00	15%	7.5%	23,246.55	-	23,247.00	1,31,730.00
9	Computer Networking System	17,558.00	-	-	17,558.00	40%	20.0%	7,023.20	-	7,023.00	10,535.00
10	Computer Printer	2,28,058.00	-	-	2,28,058.00	15%	7.5%	34,208.70	-	34,209.00	1,93,849.00
11	Computer Software	1,67,797.00	-	-	1,67,797.00	40%	20.0%	67,118.80	-	67,119.00	1,00,678.00
12	Computer Systems (CS & CD)	309.00	-	-	309.00	40%	20.0%	123.60	-	124.00	185.00
13	Computer Systems	8,27,413.00	-	-	8,27,413.00	40%	20.0%	3,30,965.20	-	3,30,965.00	4,96,448.00
14	Currency Counting Machine	26,383.00	-	-	26,383.00	15%	7.5%	3,957.45	-	3,957.00	22,426.00
15	D.M.L.T.Lab Instruments	4,106.00	-	-	4,106.00	15%	7.5%	615.90	-	616.00	3,490.00
16	DG SET-250KV	2,23,859.00	-	-	2,23,859.00	15%	7.5%	33,578.85	-	33,579.00	1,90,280.00
17	Educational CD Purchase	23,208.00	-	-	23,208.00	15%	7.5%	3,481.20	-	3,481.00	19,727.00
18	Electric Equipment	15,06,305.00	-	-	15,06,305.00	15%	7.5%	2,25,945.75	-	2,25,946.00	12,80,359.00
19	Electronics Equipemtns A/c	3,89,971.00	-	-	3,89,971.00	15%	7.5%	58,495.65	-	58,496.00	3,31,475.00
20	FAN	753.00	-	-	753.00	15%	7.5%	112.95	-	113.00	640.00
21	Farmer Health Card Lab Ins.	1,96,783.00	-	-	1,96,783.00	15%	7.5%	29,517.45	-	29,517.00	1,67,266.00
22	Fire & Safety Equipment	3,54,867.00	8,614.00	-	3,63,481.00	15%	7.5%	54,522.15	-	54,522.00	3,08,959.00
23	Furniture Fixtures	1,09,28,476.00	-	-	1,09,28,476.00	10%	5.0%	10,92,847.60	-	10,92,848.00	98,35,628.00
24	Gas Cylindar	6,398.00	-	-	6,398.00	15%	7.5%	959.70	-	960.00	5,438.00
25	G&SBTM Grant Book	4,810.00	-	-	4,810.00	15%	7.5%	721.50	-	722.00	4,088.00
26	I.C. Books	21,253.00	-	-	21,253.00	15%	7.5%	3,187.95	-	3,188.00	18,065.00
27	I.C.Lab.Instruments	80,782.00	-	-	80,782.00	15%	7.5%	12,117.30	-	12,117.00	68,665.00
28	Lab Equipments	75,76,022.00	19,84,837.00	18,55,884.00	1,14,16,743.00	15%	7.5%	14,34,128.85	1,39,191.30	15,73,320.00	98,43,423.00
29	Library Books A/c	4,56,961.00	73,026.00	1,066.00	5,31,053.00	15%	7.5%	79,498.05	79.95	79,578.00	4,51,475.00
30	Manfrotto Midi Twin System	14,745.00	-	-	14,745.00	15%	7.5%	2,211.75	-	2,212.00	12,533.00
31	Mike System	22,171.00	-	-	22,171.00	15%	7.5%	3,325.65	-	3,326.00	18,845.00

