

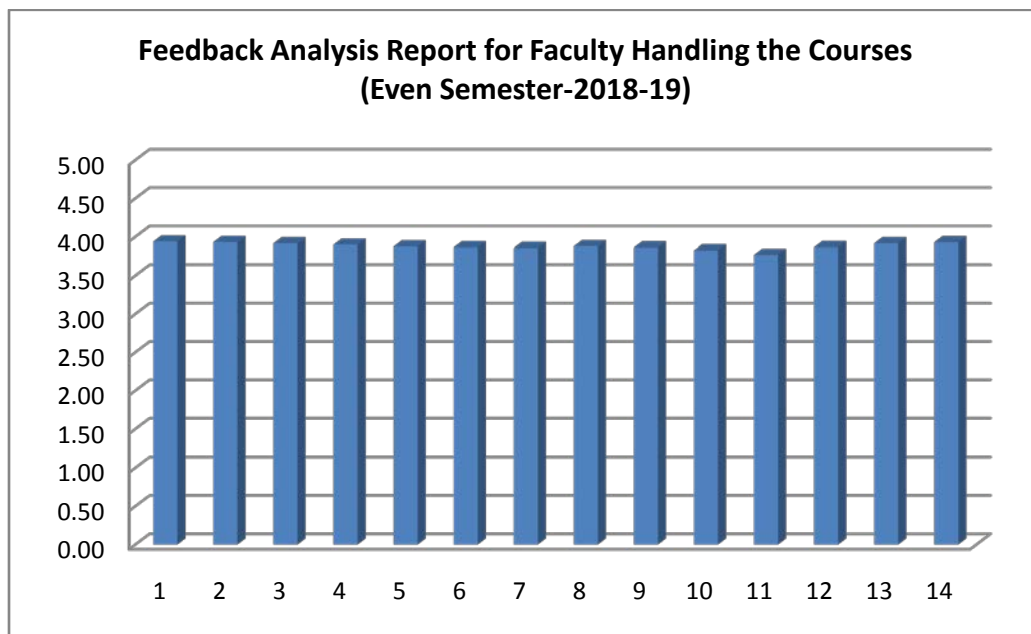
**REPORT OF FEEDBACK ANALYSIS
EVEN SEMESTER-2018-19**

Feedback analysis report

- In Even semesters, the college collects feedback from students on faculty members, theory, practical courses and overall institution inputs. In this feedback process **1723** of UG students and **216** of PG students of various programs participated.

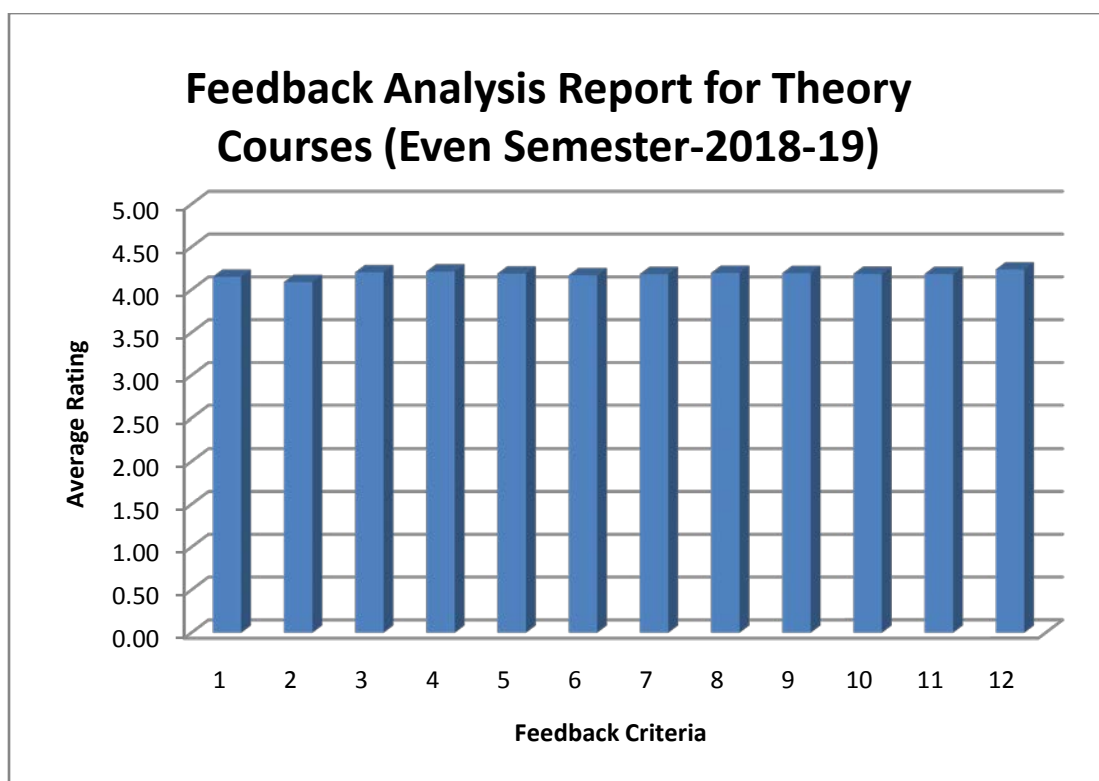
1. Consolidated Feedback Analysis Report for Faculty Handling the Courses (both Theory & Practical) -(UG & PG)

Sr. No.	Feedback Criteria	Average Rating (Out of 5)
1.	Punctuality of the teacher	3.94
2.	Sincerity / commitment of the teacher	3.93
3.	Communication skills of the teacher	3.92
4.	Clarity of knowledge conveyed by the teacher	3.90
5.	Ability to integrate content of course with other courses	3.88
6.	Ability to integrate course with its applications	3.87
7.	Accessibility of teacher in & out of the class	3.86
8.	Interest generated by the teacher	3.88
9.	Teaching-learning methods adopted by the teacher	3.86
10.	Use of ICT (PPT/Video/lecturer/Software/Video conference /Virtual lab./Others)	3.83
11.	Use of other methods (specify) eg. Model, chart, demo etc.	3.77
12.	Your opinion on the handling by the teacher of the following assessment tools (Quiz/Surprise test/GD/Assignments Seminar/Others)	3.87
13.	Provision of sufficient time for feedback	3.92
14.	Overall rating	3.93



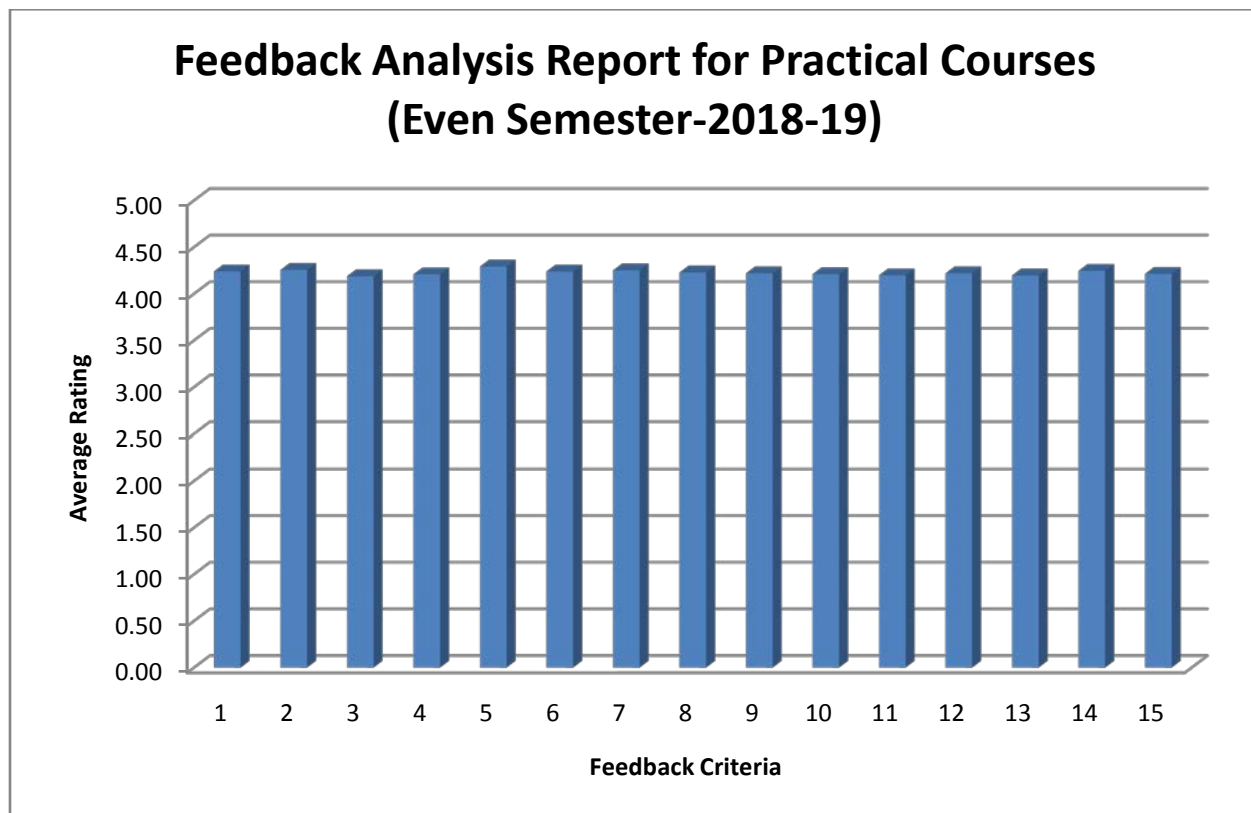
2. Consolidated Feedback Analysis Report for the Theory Courses- (UG & PG)

Sr. No.	Feedback Criteria	Average Rating (Out of 5)
1.	Relevance of the course to your programme	4.15
2.	Relevance of the course to real-life situations/applicability	4.09
3.	Positioning of the course in this semester	4.20
4.	Depth of the syllabus of the course	4.21
5.	Clarity and relevance of text books	4.19
6.	Clarity and relevance of reference books / journals	4.17
7.	Its relevance as a fundamental / Application-oriented course	4.18
8.	Understanding of the course in relation to practical, if any	4.20
9.	Facilitation of learning of the course by the teacher	4.19
10.	Information on additional learning / reading resources given by teacher	4.18
11.	Learning value in terms of (Information/Knowledge /Concepts/Analytical abilities/Physical/Technical skills/Application)	4.18
12.	Overall rating of the course	4.24



3. Consolidated Feedback Analysis Report for the Practical Courses- (UG & PG)


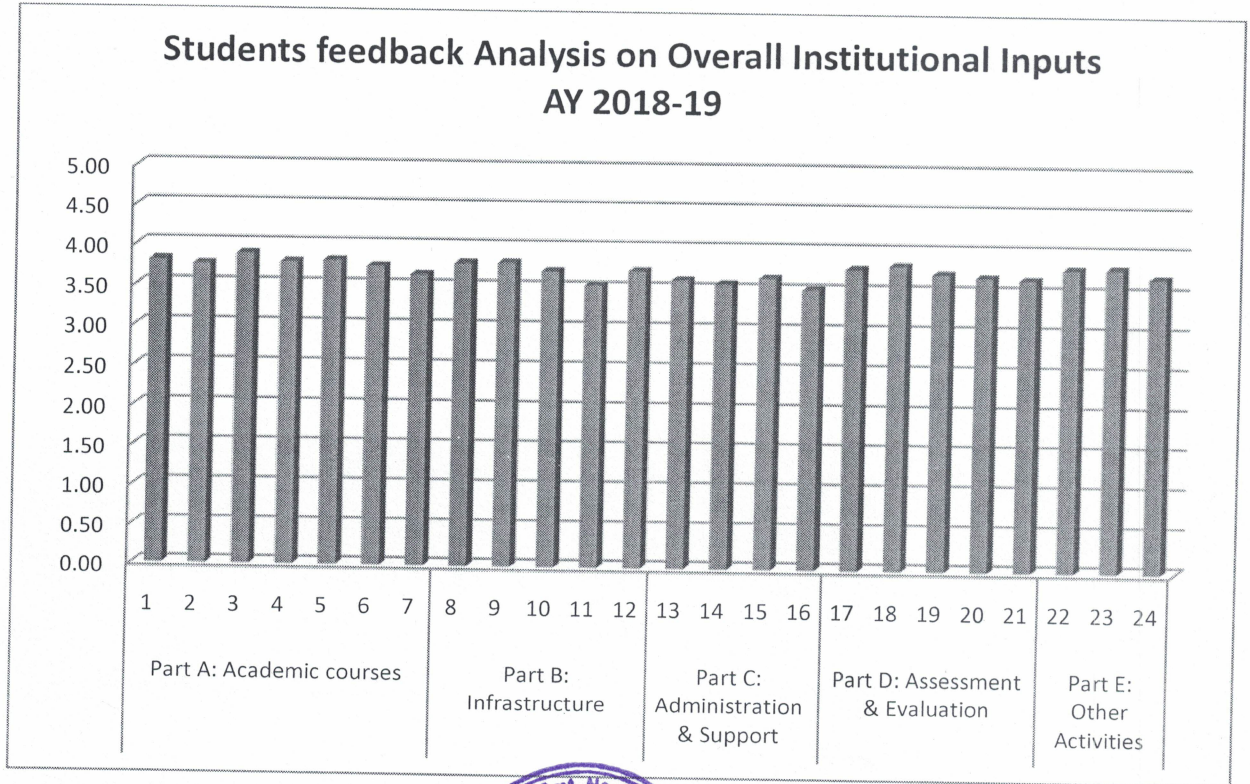
Sr. No.	Feedback Criteria	Average Rating (Out of 5)
1.	Relevance of the course to your programme	4.24
2.	Number of experiments	4.25
3.	Relevance of the course to real-life situations/applicability	4.19
4.	Learning value in terms of (Information/Knowledge/Concepts /Analytical abilities/Physical/Technical skills /Application)	4.21
5.	Conduct of experiments with concepts & inference by the teacher	4.29
6.	Depth of the syllabus of the course	4.24
7.	Clarity & relevance of lab manual or procedures	4.25
8.	Its relevance as a fundamental / Application-oriented course	4.23
9.	Laboratory facilities	4.22
10.	Adequacy & Working condition of equipment	4.21
11.	Positioning of the course in this semester	4.20
12.	Punctuality of evaluation of experiments	4.22
13.	Conduct of CIE tests	4.20
14.	Relevance of components of CIE	4.25
15.	Technical support by lab assistant	4.21



4. Consolidated Feedback Analysis Report of Students feedback on Overall institution inputs - (UG & PG)

Feedback Part	Sr. No	Feedback Criteria	Average
Part A: Academic courses	1	Types of program and courses offered by the college	3.81
	2	Support for the development of your skills of analysis and critical thinking	3.76
	3	Collection of prescribed books/Journal and reading material in the library	3.89
	4	Approach of teachers towards students during class hours and outside of class room	3.79
	5	College website and accessibility of online educational resources in the college	3.82
	6	Support and assistance of the library staff	3.76
	7	Library timings & period for lending of books	3.66
Part B: Infrastructure	8	Classroom are well equipped and maintained	3.80
	9	Availability of reading room and common room in the college	3.81
	10	Infrastructure of laboratory and maintenance	3.72
	11	Canteen facility (food quality, ambience, support staff)	3.55
	12	Campus Cleanliness and maintenance of college	3.73
Part C: Administration & Support	13	The functioning of Placement Cell	3.63
	14	Informing regarding availing Scholarships	3.58
	15	Support and assistance provided by admin and exam office staff	3.66
	16	Sports facility in the College	3.52
Part D: Assessment & Evaluation	17	Conduct of CIE	3.78
	18	Conduct of SEE	3.82
	19	Impartiality	3.73
	20	Return of answer scripts on time	3.69
	21	Declaration of SEE results	3.67
Part E: Other Activities	22	Conduct of co-curricular activities including seminar/workshop/ training in the college	3.80
	23	Organization of cultural events and holistic development activities	3.81
	24	Grievance / problems are redressed / resolved well on time	3.70

Students feedback Analysis on Overall Institutional Inputs AY 2018-19



Aspaul
Co-ordinator,
Feedback Committee
Shri Manibhai Virani & Smt. Navalben
Virani Science College, Rajkot

[Signature]
IQAC Co-ordinator,
Shri Manibhai Virani & Smt. Navalben
Virani Science College, Rajkot

[Signature]
Principal
Shri Manibhai Virani and
Smt. Navalben Virani Science College
(Autonomous) Rajkot.