



## Online Internal Examination

(From home using Desktop/Laptop/Tablet/Mobile Phone)

All the students of UG, PG & B.Voc. programs are hereby informed that **Continuous Internal Evaluation Component: Theory Test -II** is arranged online with following details due to prevailing COVID-19 Pandemic lockdown.

### Online Internal Examination Structure:

**Part A:** 20 MCQs having 1 Mark weightage and **Part B:** 25 MCQs having 2 Marks weightage

(For English Language): **Part A:** 30 MCQs having 1 Mark weightage and **Part B:** 15 MCQs having 2 Marks weightage)

### Duration & Dates of online Examination:



**Duration: 03 Hours per course (paper/subject)**



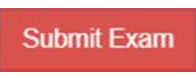
**Exam Login Time: 10:00 AM to 6:00 PM**

Program	Semester	Dates of Examinations	Date of Password issue by SMS
All B.Sc., B.C.A., Integrated B.Sc.-M.Sc, Vocational & M.Sc. Programs	Sem. -6 <sup>th</sup>	23/04/2020 to 30/04/2020	19/04/2020
	Sem. -4 <sup>th</sup>	27/04/2020 to 03/05/2020	22/04/2020
	Sem. -2 <sup>nd</sup>	30/04/2020 to 06/05/2020	25/04/2020

### Instructions:

- ❖ URL (Link) for the exam: [http://agi.icrp.in/agi\\_exam](http://agi.icrp.in/agi_exam)
- ❖ **Check Login:** Students have to verify/ensure their **exam login** before **THREE** days of commencement of the examination using respective **Enrolment Number** as **user ID** and **Password** will be provided by SMS on your mobile number (as per college record).
- ❖ **In case of non-receipt of password or any technical issue/query seek assistance from CoE office on 9099076153, 9925022399 during 10:00 am to 6:00 pm. only.**
- ❖ The online examination will commence and will remain activated only during the exam dates & time as mentioned above.
- ❖ During exam if login is lost than student has to re-login using the same password; the exam session will continue from where it was ended.

- ❖ Students can appear in the examination for any number of course/s per day of their program within dates & time as mentioned above.
- ❖ Students have to select course (subject/paper) examination by clicking  button of that particular course (subject/paper) to start/begin the examination.
- ❖ Student will be able to switch to another course exam only after the completion of the course exam he/ she has initiated/ started.
- ❖ Once the answer of the question is saved by the student; the same can't be edited.
- ❖ Student has to compulsorily select any one answer from the choices given.
- ❖ There is no negative marking for wrong answer.
- ❖ Students have to click on  button after the completion of the course (subject/paper) examination.
- ❖ Result of the course (subject/paper) will be displayed immediately after the completion/submission of the course (subject/paper) examination.
- ❖ **Functions of some important Buttons:**

Button	Functions
	To start/begin examination of particular course (paper/subject)
	To save answer of the MCQ & to go to next question
	To submit particular course (paper/subject) examination & to get the result of the course (subject) attended.

